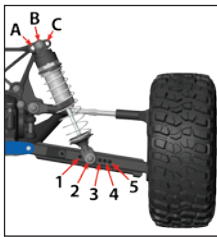


SLASH 44 ULTIMATE SETUP SHEET

Driver: _____
 Date: _____ Air Temp: _____
 Event: _____
 Track/City: _____
 Qual./Finish _____

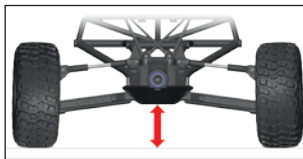
FRONT SUSPENSION

SHOCK POSITION




A TOP
 B
 C
 2 BOTTOM
 3
 4
 5

RIDE HEIGHT




CAMBER LINK POSITION




Position 1
 Position 2
 Position 3
 Position 4

C-hub Top Bottom




TOE ANGLE

In Out
 _____°



CAMBER ANGLE

Negative _____°



REAR SUSPENSION

SHOCK POSITION

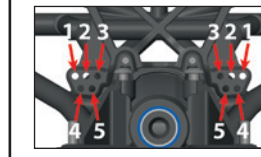


A TOP
 B
 C
 2 BOTTOM
 3
 4
 5

RIDE HEIGHT

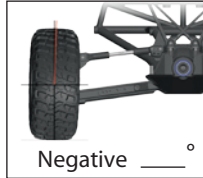


CAMBER LINK POSITION



Position 1
 Position 2
 Position 3
 Position 4
 Position 5

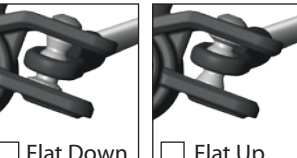
CAMBER ANGLE



Negative _____°

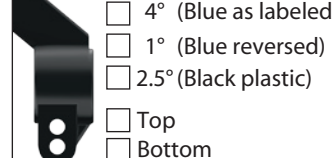
BUMP STEER

Flat Down Flat Up



TOE ANGLE

4° (Blue as labeled)
 1° (Blue reversed)
 2.5° (Black plastic)
 Top Bottom



FRONT SHOCKS

Springs (Color) _____ Preload _____ mm
 Oil _____ wt Piston _____ mm

REAR SHOCKS

Springs (Color) _____ Preload _____ mm
 Oil _____ wt Piston _____ mm

WHEELS / TIRES

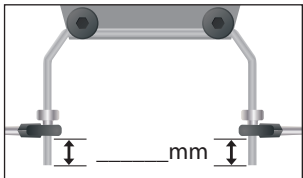
Front	Rear
Tire Type _____	Tire Type _____
Tire Insert _____	Tire Insert _____
Wheel _____	Wheel _____

MOTOR / DRIVETRAIN

Motor _____ Pinion _____
 Battery _____ Spur _____
 Slipper ESC _____
 Center Differential _____ wt
 Front Differential _____ wt Rear Differential _____ wt

SWAY BARS

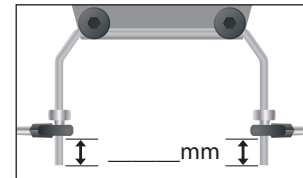
Front



_____ mm

Silver Black

Rear



_____ mm

Silver Black

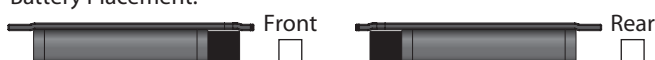
BODY TYPE

TRACK CONDITIONS

Surface: Smooth Med. Rough
 Traction: High Med. Low
 Size: Tight Med. Open
 Watered: Yes No

WEIGHT / BALANCE

Weight Bias: Front _____% Rear _____% Weight: _____ lbs.
 Battery Placement: Front Rear




1100 KLEIN ROAD, PLANO TEXAS 75074
 1-888-TRAXXAS, TRAXXAS.COM