



AIACE

Art. 731

*Manuale di assemblaggio
Assembly manual
Montageanleitung
Manuel de montage
Montagehandleiding
Manual de montaje*

MADE IN ITALY

Attrezzatura: Per la realizzazione di questo modello, abbiamo bisogno di alcuni attrezzi che Vi suggeriamo. Se alcuni di questi utensili Vi dovessero mancare, li potrete acquistare dal Vostro negoziante, sulla base del catalogo attrezzistica, contenuto nella scatola.

Tools: For the realization of this model, we need some tools that we suggest. If some of these tools are missing, you can buy them from your dealer, based on the equipment catalog, contained in the box.

Werkzeug: Für die Realisierung dieses Modells benötigen wir einige Werkzeuge, die wir vorschlagen. Wenn einige dieser Werkzeuge fehlen, können Sie sie bei Ihrem Händler auf der Grundlage des im Lieferumfang enthaltenen Gerätekatalogs erwerben.

Équipement: Pour la réalisation de ce modèle, nous avons besoin de quelques outils que nous proposons. Si certains de ces outils manquent, vous pouvez les acheter chez votre revendeur, en vous basant sur le catalogue des équipements, contenu dans la boîte.

De uitrusting: Voor de realisatie van dit model hebben we een aantal tools nodig die we aanbevelen. Als sommige van deze hulpmiddelen ontbreken, kunt u deze bij uw dealer kopen, op basis van de apparatuurcatalogus die in de doos zit.

Equipamiento: Para la realización de este modelo, necesitamos algunas herramientas que sugerimos. Si falta alguna de estas herramientas, puede comprarlas en su distribuidor, según el catálogo de equipos, que se encuentra en la caja.

Art. 2476

Spilli - Pins
Stecknadeln
Épingles
Steeknaalden
Alfileres



Art. 8178

Mollette di serraggio
Pegs - Pincas - Klammern
Knijpers - Pinzas de sujeción



Art. 8297

Martello professionale - Hammer - Hammer
Marteau professionnel - Professionele Hamer
Martillo profesional



Art. 8200

Lama inclinata
Ersatzklingen
Long angled blade
Lame inclinée
Schuin blad - Cuchilla inclinada

Coltello leggero - Light knife
Messer Leichte Ausführung
Couteau léger
Licht mes
Cuchillo ligero

Art. 8263



Nadelfeilen-Set - Limes avec manche - Vijlen met heft - Limas con empuñadura



Art. 8300

Limette e impugnatura - Files with handle



Art. 8160

Tornio elettrico - Working lathe-Holz - DrehbanTour
Tour électrique - Elektrische draaibank
Torno eléctrico

Art. 8155

Rastremalistelli
Strip clamp
Leistschneider
Etau pour listeau
Klamp voor
Ahusador
de listones



Art. 1740
Set

Colori acrilici - Acrylic colors - Acrylfarben
Couleurs acryliques - Acrylkleuren - Pinturas acrílicas

Art. 1750 bianco-white-weiß-blanc-wit-blanco
Art. 1751 nero-black-schwarz-noir-zwart-negro
Art. 1752 giallo-yellow-gelb-jaune-geel-amarillo
Art. 1753 rosso-red-rot-rouge-rood-rojo
Art. 1754 blu-blue-blau-bleu-blauw-azul
Art. 1755 ocra-ochre-ocker-ocre-okere-ocre



Art. 8151
Pinza sagomatrice
Strip bender

Leistenbiegezeuge - Pince à cintrer
Plooitang - Pinza perfiladora

Carta vetrata - Sand-paper - Schleifpapier
Papier de verre - Schuurpapier
Brosni papir - Papel de lija



Art. 8011 grana - grain - Körnung
korrel - gradacija - grano 80
Art. 8012 grana - grain - Körnung
korrel - gradacija - grano 180

23x27 cm.

Levigatori a carta vetrata doppia faccia - Double face sanding stick
Schleifer mit 2-Schleifpapieren - Stick à poncer double face
Schurrblok voor 2-zydig schuurpapier
Pulidor de hoja de doble lija



Grana-Grain-Körnung-Korrel-Grano 80/220

Art. 8190 mm 20x80 Art. 8191 mm 30x100 Art. 8192 mm 40x120
Art. 8193 mm 50x140 Art. 8194 mm 60x160
Art. 8195 Serie 5 pezzi - Set of 5 pieces - Satz 5 stück
Assortiment de 5 pièces - Serie 5 piezas

1015



1016



Art. 1015 SUPER - GLUE

Colla vinilica rapida
White glue
Wasserfester weißleim
Colle blanche
Witte houtlijm
Cola vinilica rápida

Art. 1016 ALI - GLUE

Colla alifatica rapida
Aliphatic glue
Wasserfester aliphaticleim
Colle aliphatique
Alifatische houtlijm
Cola alifática rápida



Art. 1565 20 gr.
Cianoacrilato - Super glues
Sekundenkleber
Colle cyanoacrylates
Secondenlijm - Cianoacrilato



Art. 1020 125 cc.
Vernice di fondo
trasparente per legno
Clear primer for wood
Porenfüller, farblos für Holz
Bouche-pores pour bois
Primer & porienvuller voor hout
Barniz de fondo transparente
para madera

Art. 1022 100 cc.
Stucco - Putty - Spachtel
Mastic - Vulmiddel - Masilla

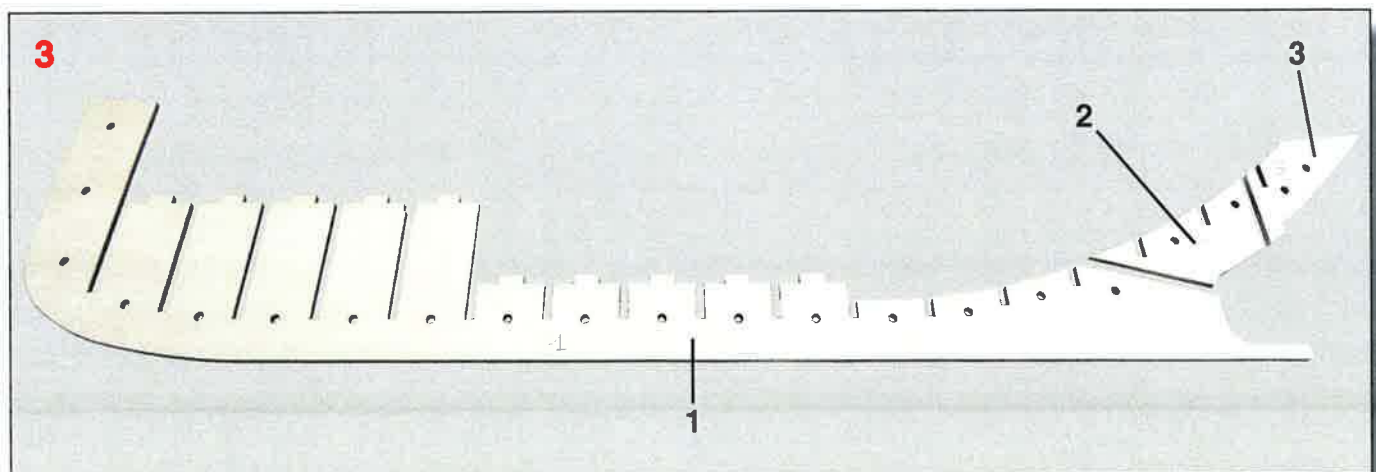
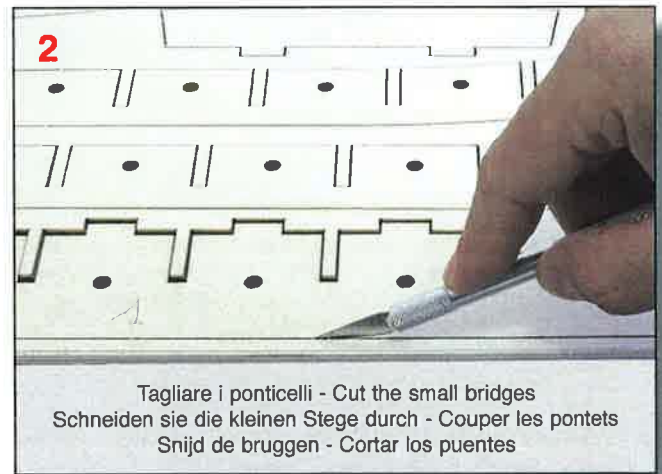
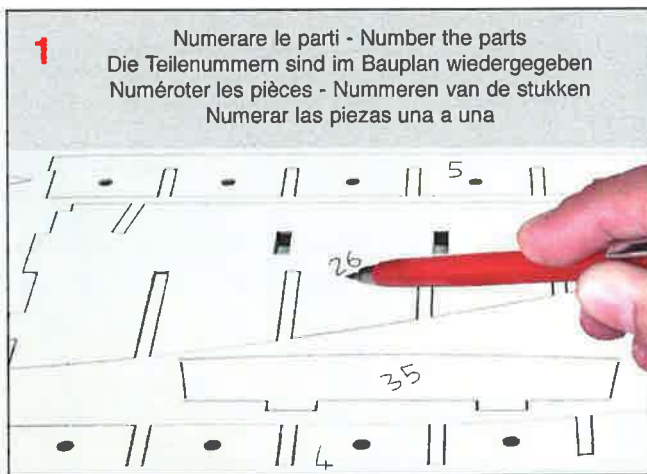
**PRIMA DI INIZIARE LA COSTRUZIONE DEL MODELLO:
BEFORE YOU BEGIN THE CONSTRUCTION OF THE MODEL:
BEVOR SIE MIT DEM BAU DES MODELLS BEGINNEN:
AVANT DE COMMENCER LA CONSTRUCTION DU MODÈLE:
VOORDAT U DE CONSTRUCTIE VAN HET MODEL BEGINT:
ANTES DE COMENZAR LA CONSTRUCCIÓN DEL MODELO:**

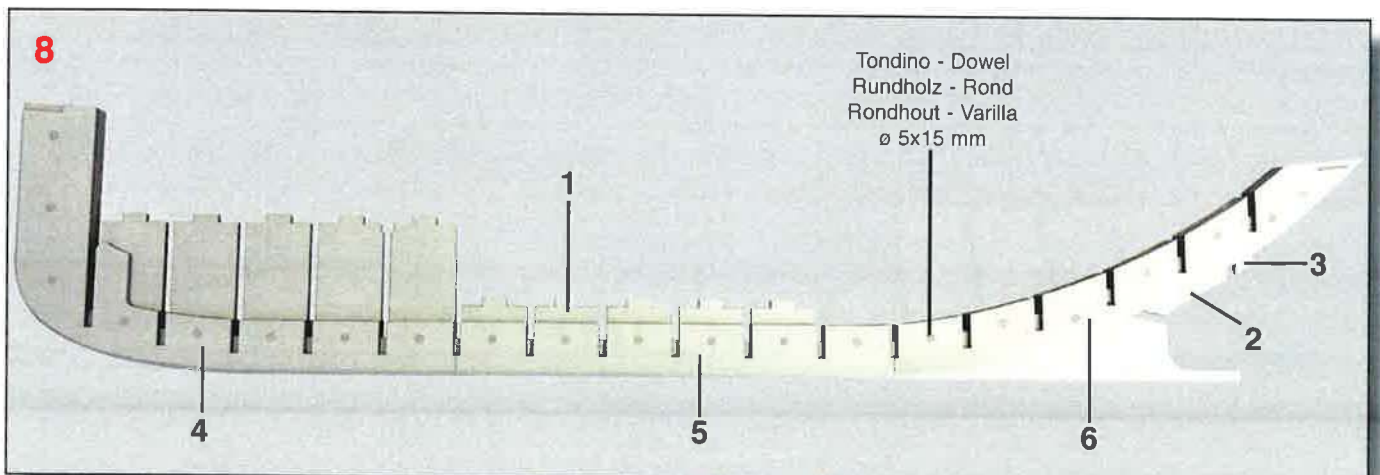
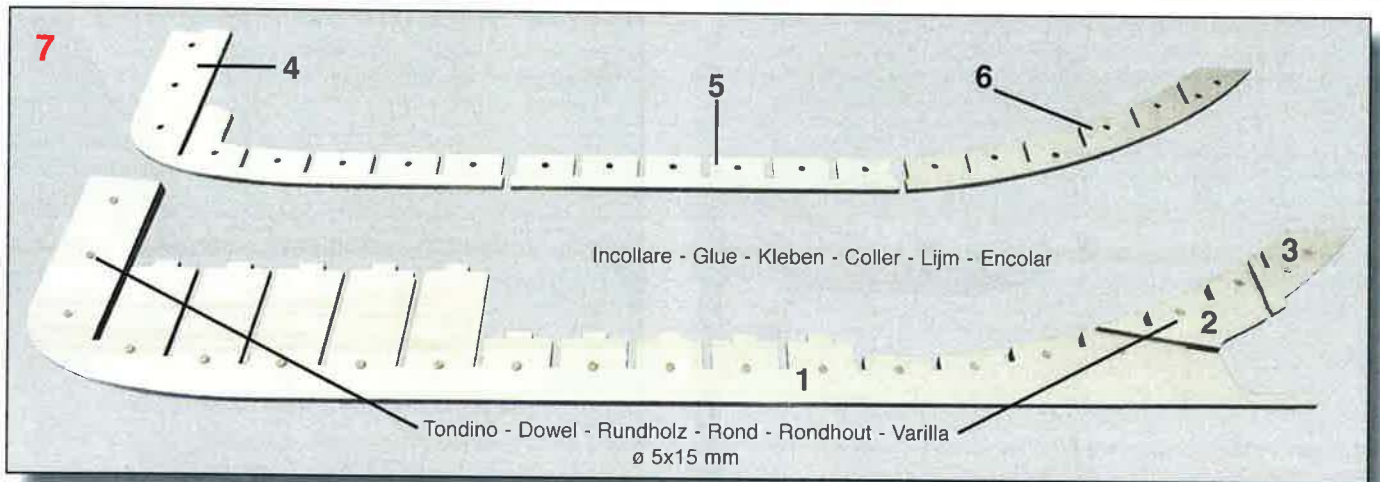
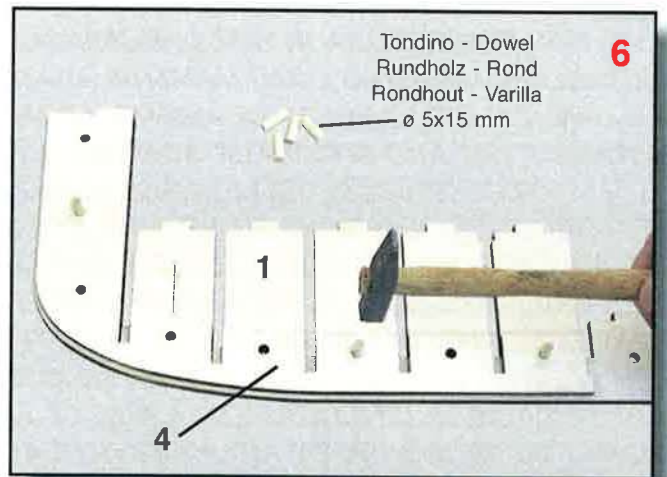
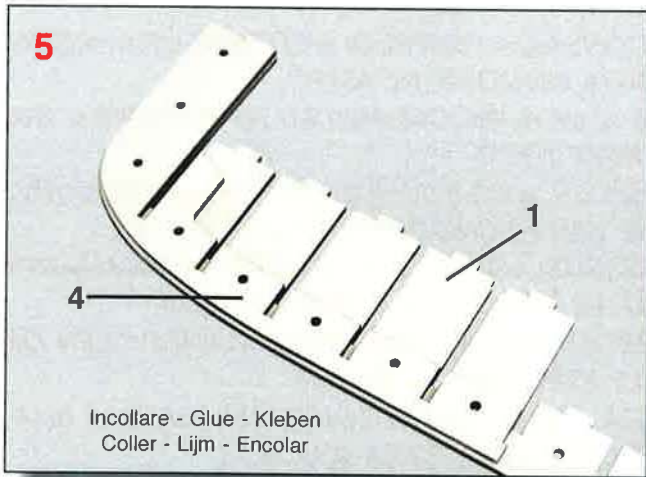
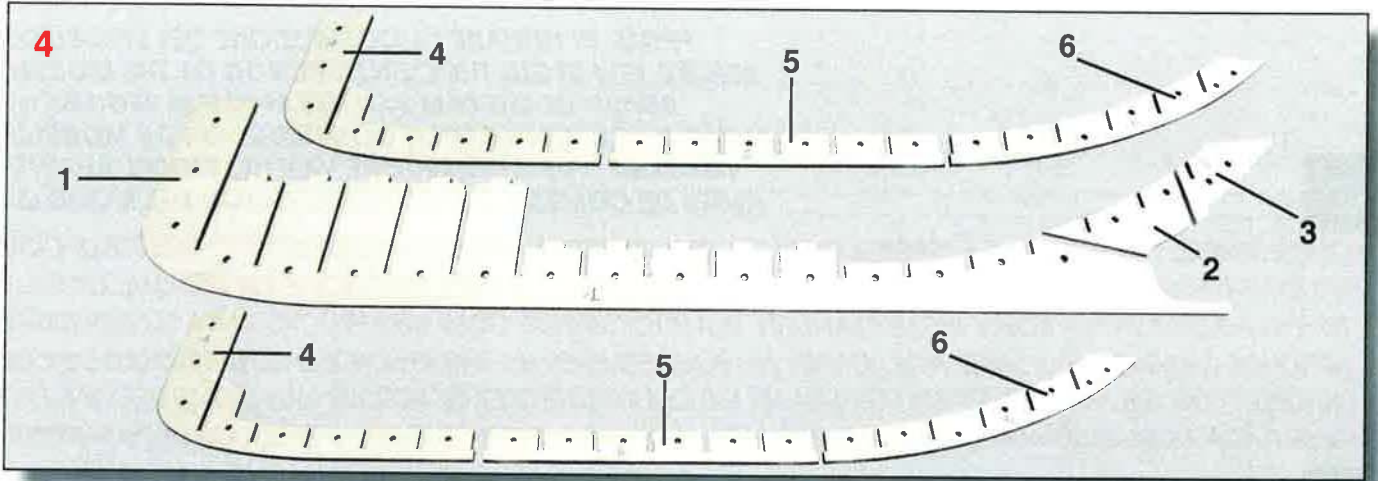


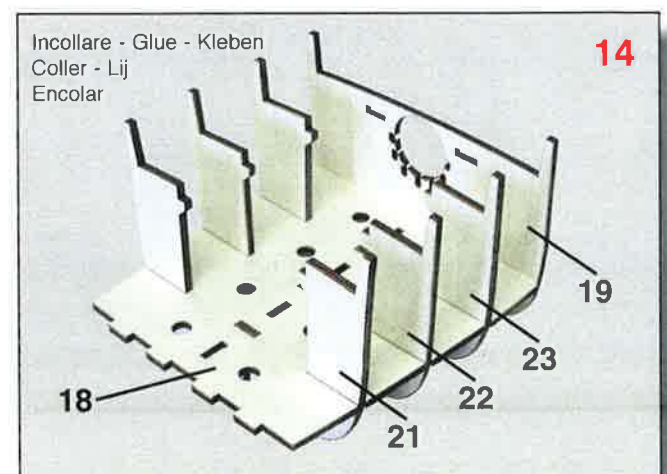
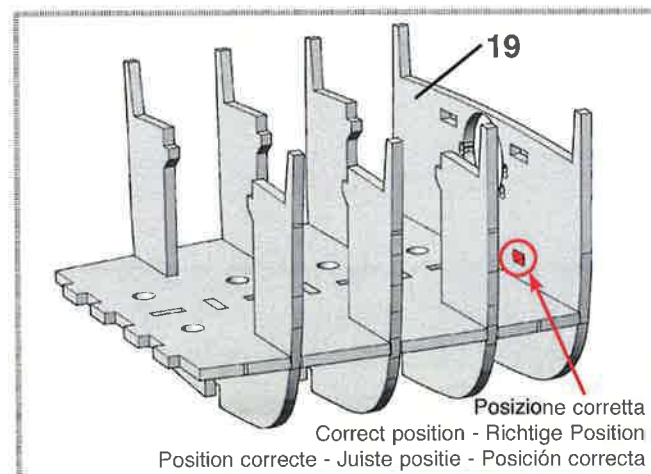
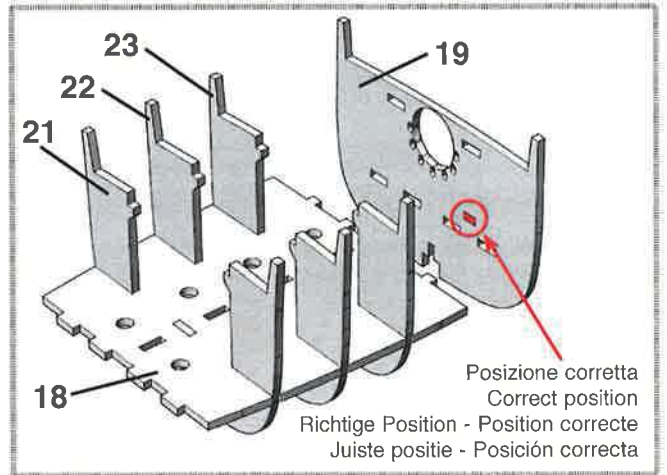
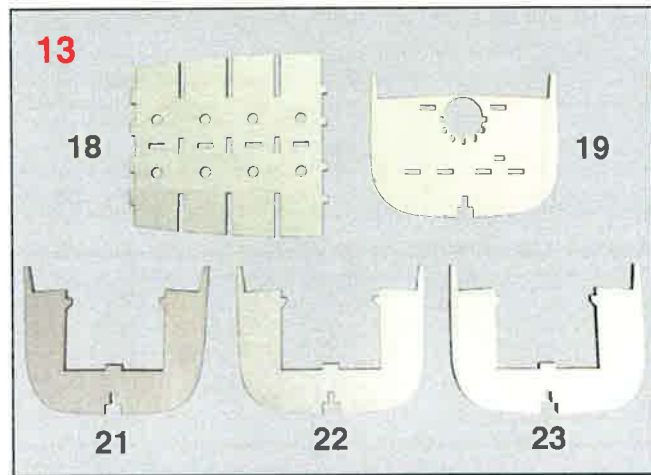
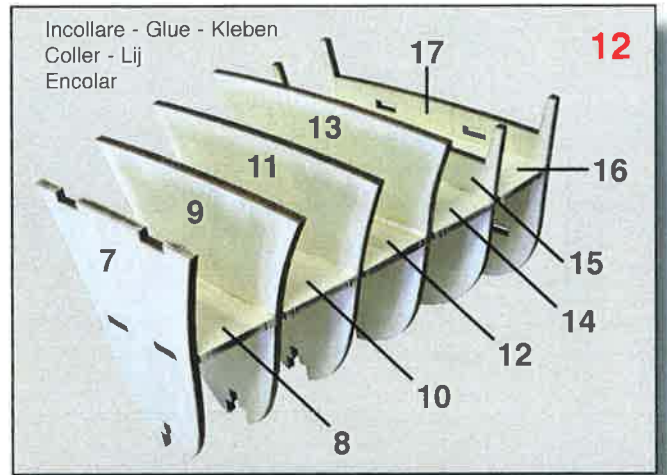
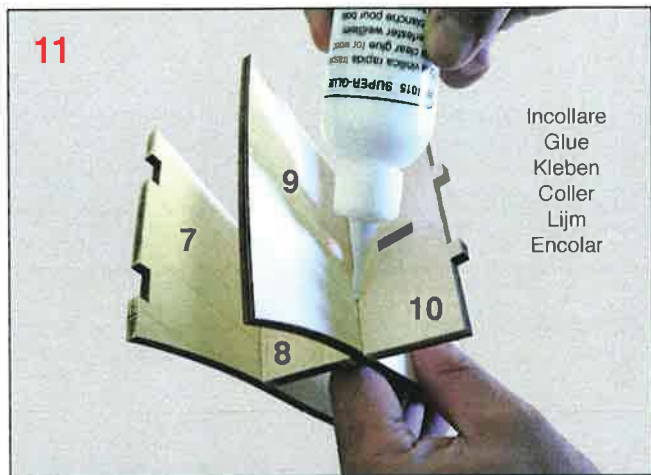
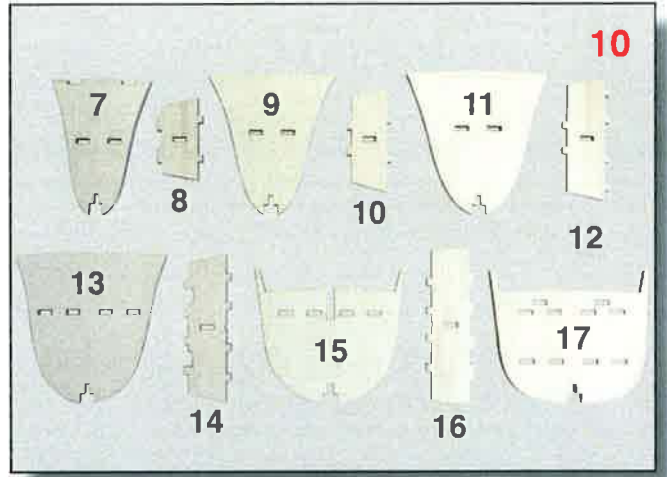
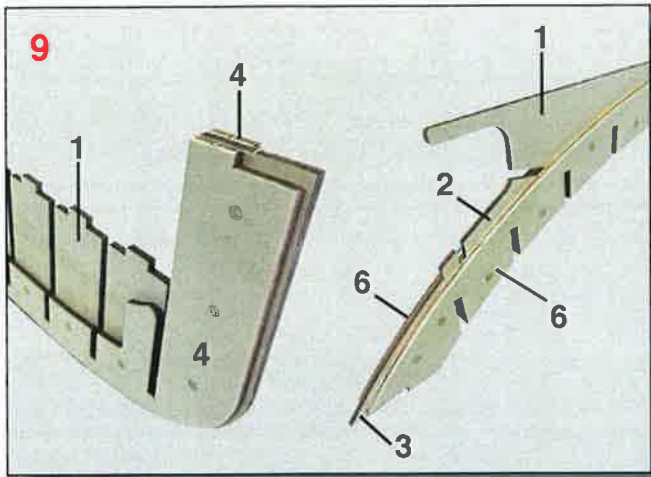
- CARTEGGIARE OGNI TAVOLA LASERATA CON GRANA 180 PER ELIMINARE IMPERFEZIONI O RESIDUI DI COLLA.
- SANDAGE EVERY LASERED TABLE WITH GRAIN 180 TO ELIMINATE IMPERFECTIONS OR RESIDUE OF GLUE.
- JEDEN LASERTISCH MIT KORN 180 VERSANDEN, UM RÜCKSTÄNDE ODER KLEBERÜCKSTÄNDE ZU BESEITIGEN.
- SANDAGE CHAQUE TABLE LASER AVEC GRAIN 180 POUR ÉLIMINER LES IMPERFECTIONS OU LES RÉSIDUS DE COLLE.
- SANDAGE ELKE GELABINEERDE TAFEL MET GRAAN 180 OM IMPERFECTIES OF RESIDUE VAN LIJM TE VERMINDEREN.
- GASE CADA MESA LASERADA CON GRAIN 180 PARA ELIMINAR IMPERFECCIONES O RESIDUOS DE PEGAMENTO.

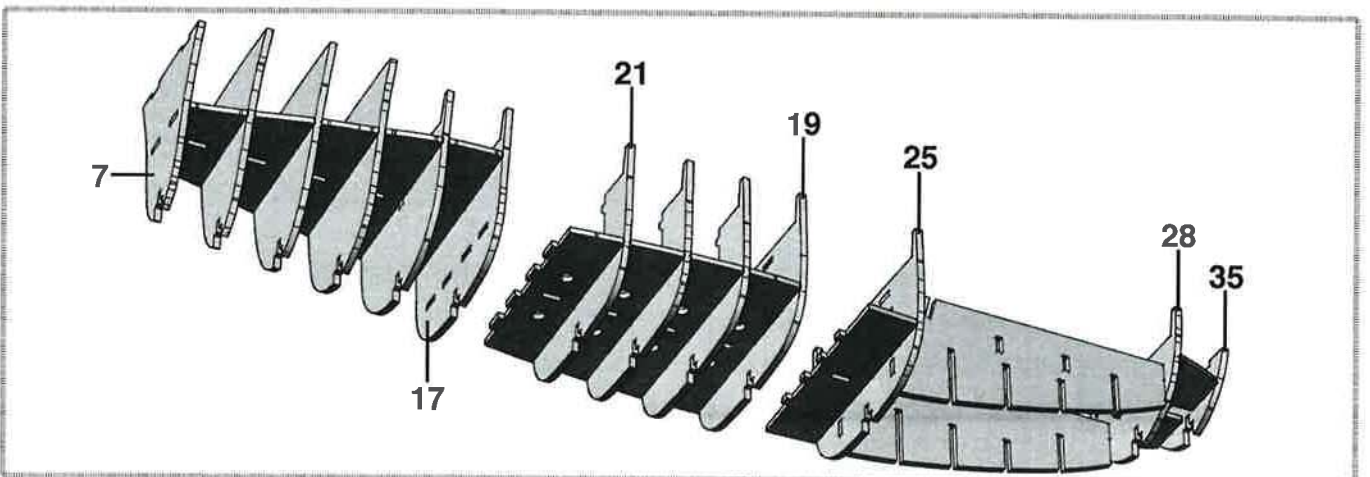
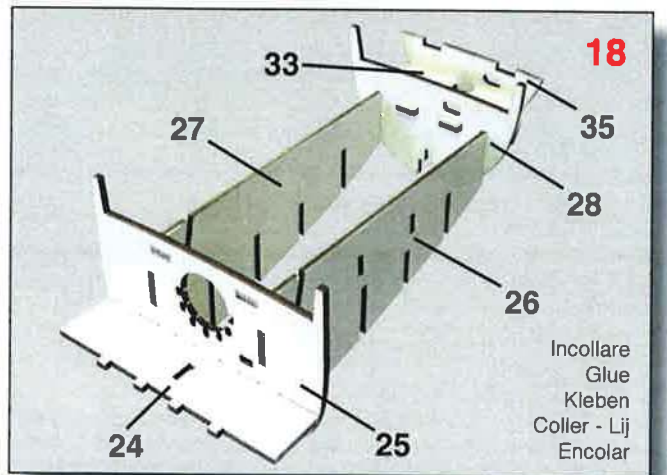
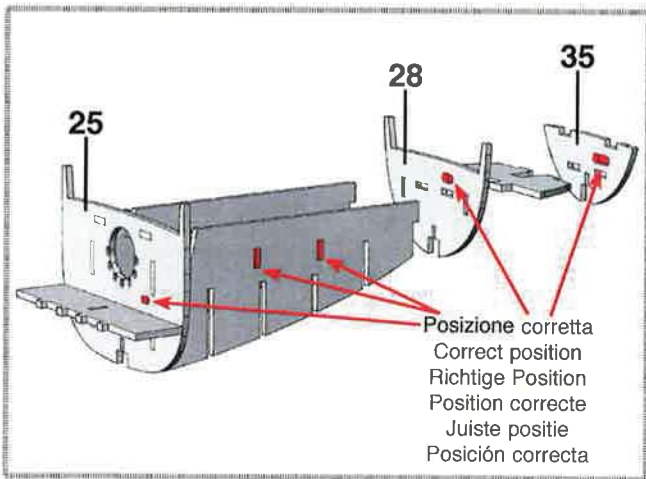
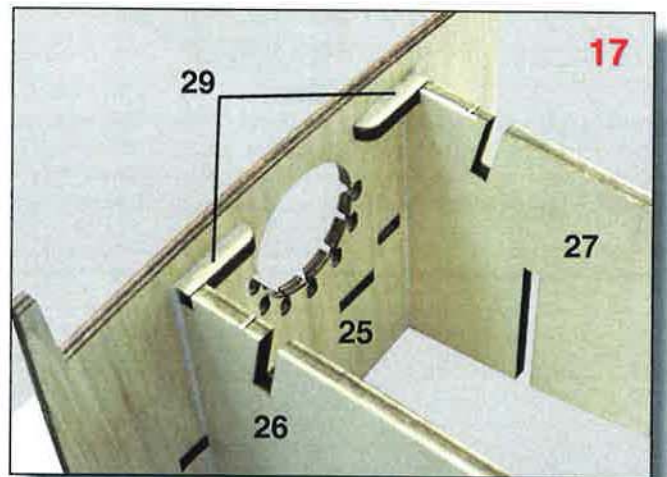
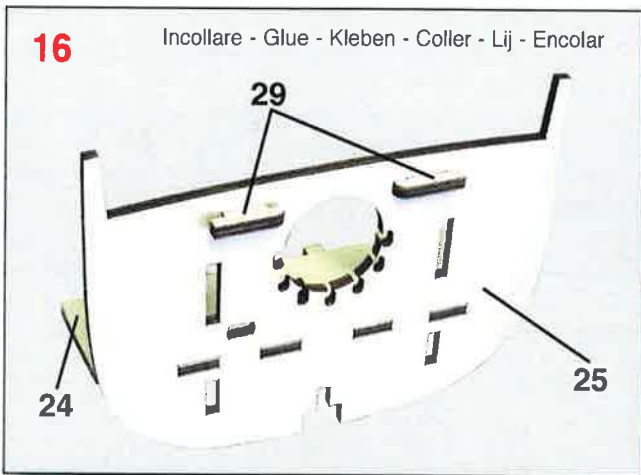
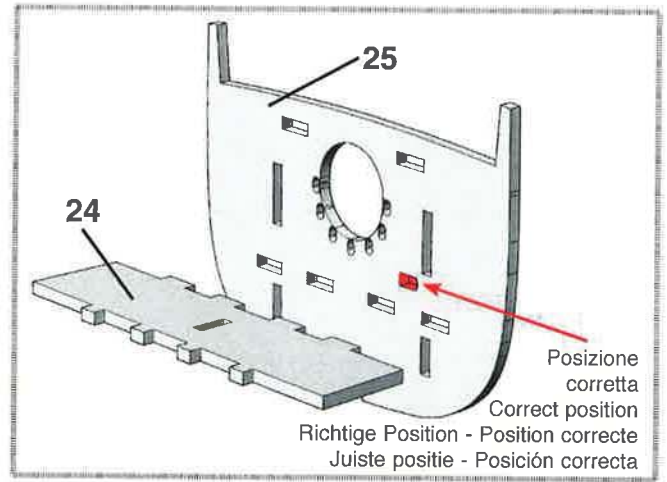
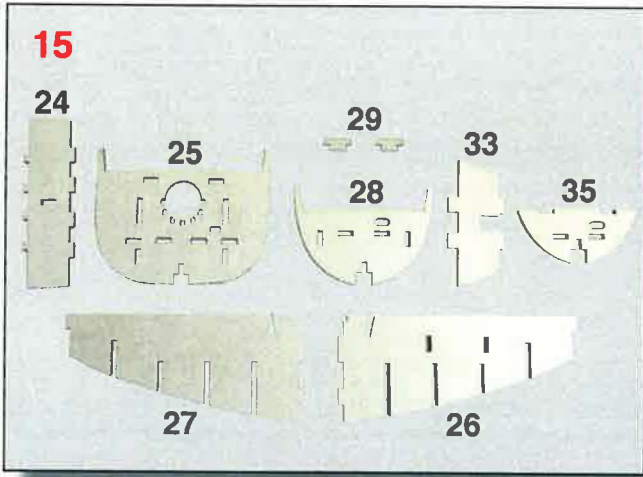


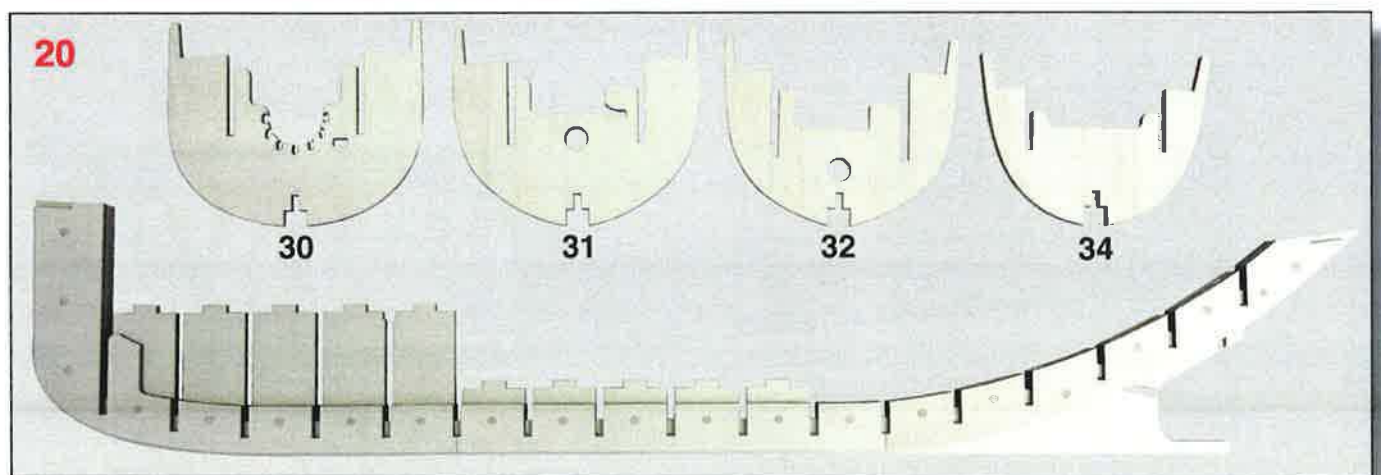
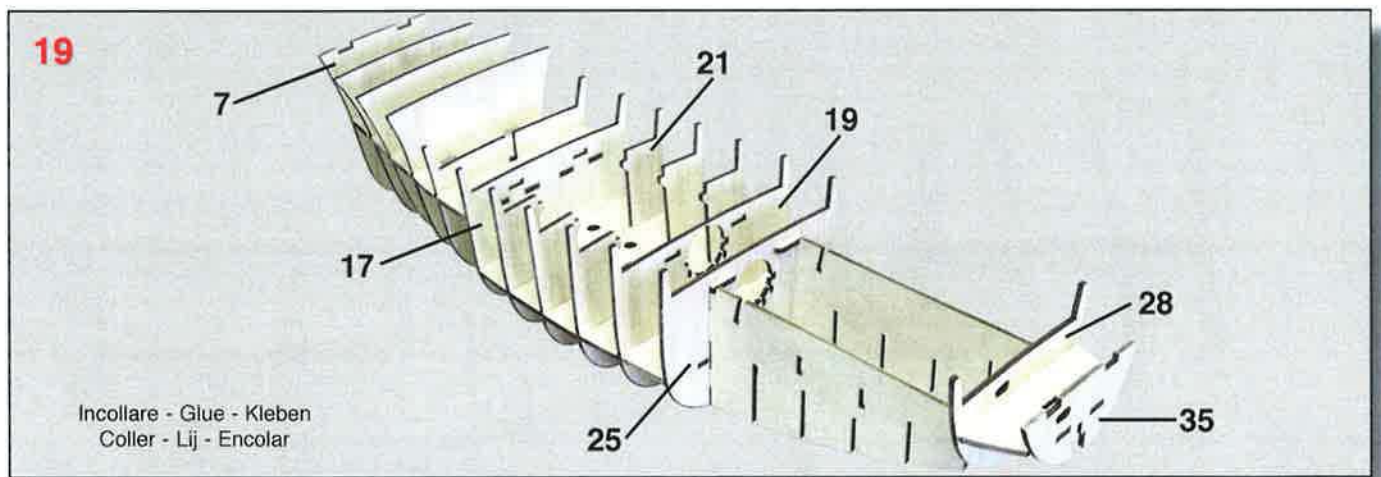
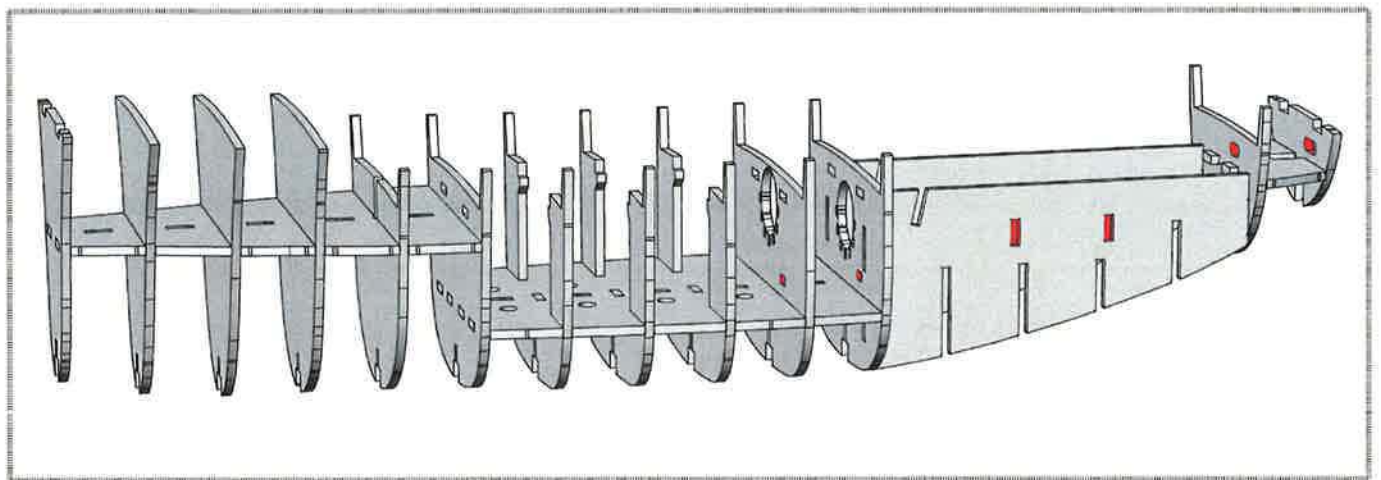
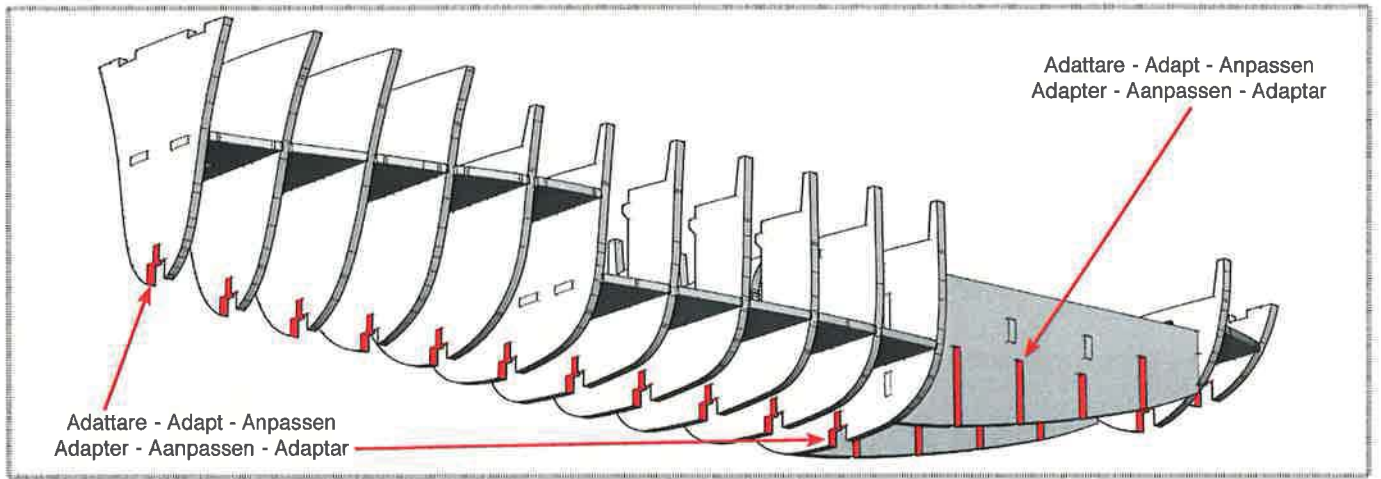
- PER EVITARE DIFFICOLTA' IN FASE DI MONTAGGIO, SI CONSIGLIA SEMPRE DI EFFETTUARE UNA PROVA DI PREASSEMBLAGGIO ED EVENTUALMENTE ADATTARE OGNI SINGOLO INCASTRO.
- TO PREVENT DIFFICULTY IN THE ASSEMBLY PHASE, IT IS ALWAYS RECOMMENDED TO PERFORM A PRE-ASSEMBLY TEST AND EVENTUALLY ADAPTING EVERY SINGLE JOINT.
- UM SCHWIERIGKEITEN IN DER MONTAGEPHASE ZU VERMEIDEN, WIRD IMMER EMPFOHLEN, EINEN PRÜFTEST VOR DER MONTAGE DURCHZUFÜHREN UND JEDE EINZELNE VERBINDUNG EVENTUELL ANZUPASSEN.
- POUR ÉVITER LES DIFFICULTÉS LORS DE LA PHASE D'ASSEMBLAGE, IL EST TOUJOURS RECOMMANDÉ D'EFFECTUER UN ESSAI DE PRÉ-ASSEMBLAGE ET D'ADAPTER ÉVENTUELLEMENT TOUT JOINT.
- OM MOEILIJKHEDEN IN DE MONTAGEFASE TE VOORKOMEN, WORDT HET ALTIJD AANBEVOLEN OM EEN PRE-ASSEMBLY TEST UIT TE VOEREN EN ALLE ENKELE JOINT AAN TE PASSEN.
- PARA EVITAR LA DIFICULTAD EN LA FASE DE ASAMBLEA, SIEMPRE SE RECOMIENDA REALIZAR UNA PRUEBA DE PREMONTAJE Y ADAPTAR EVENTUALMENTE CUALQUIER JUNTA ÚNICA.

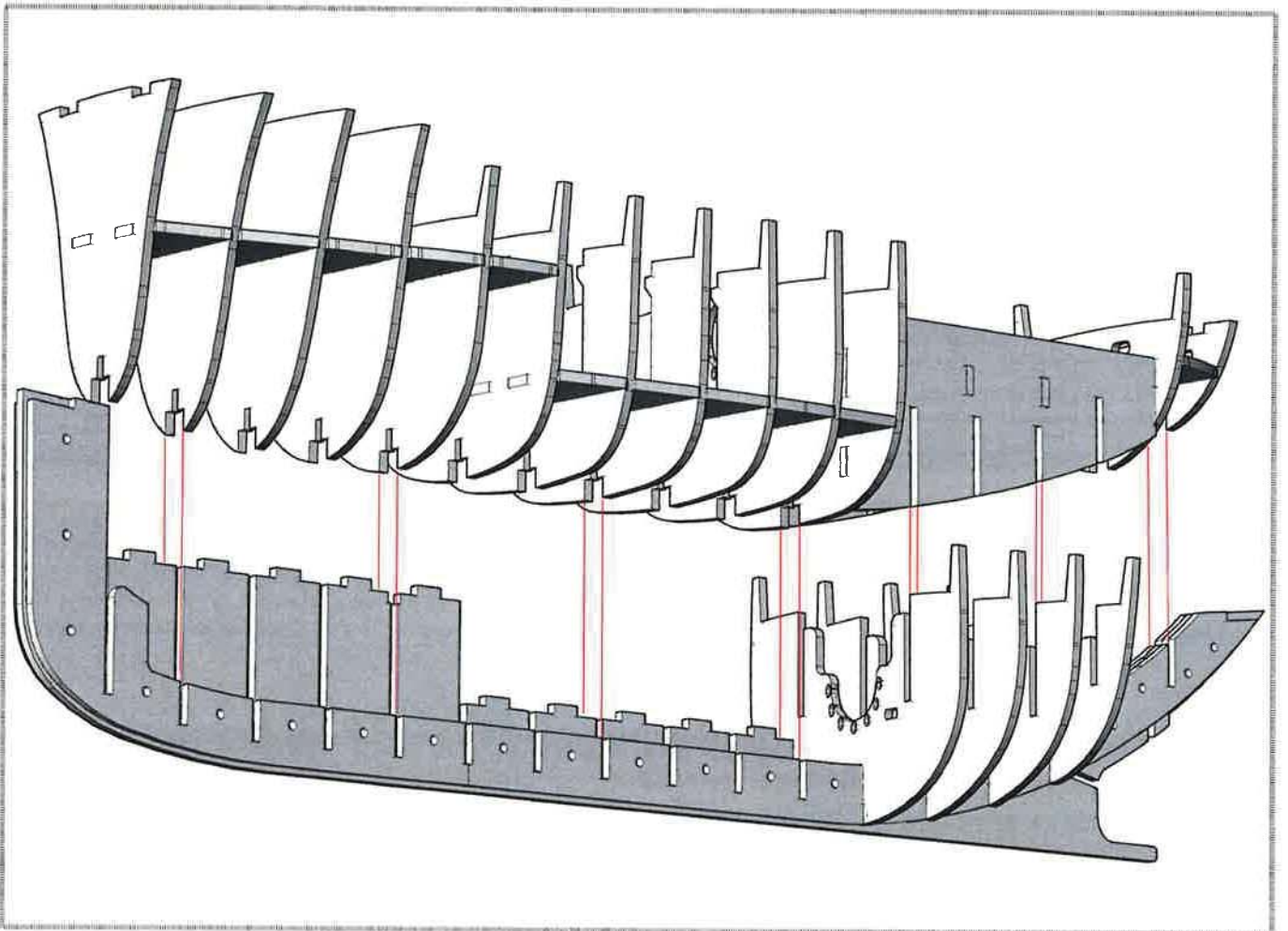
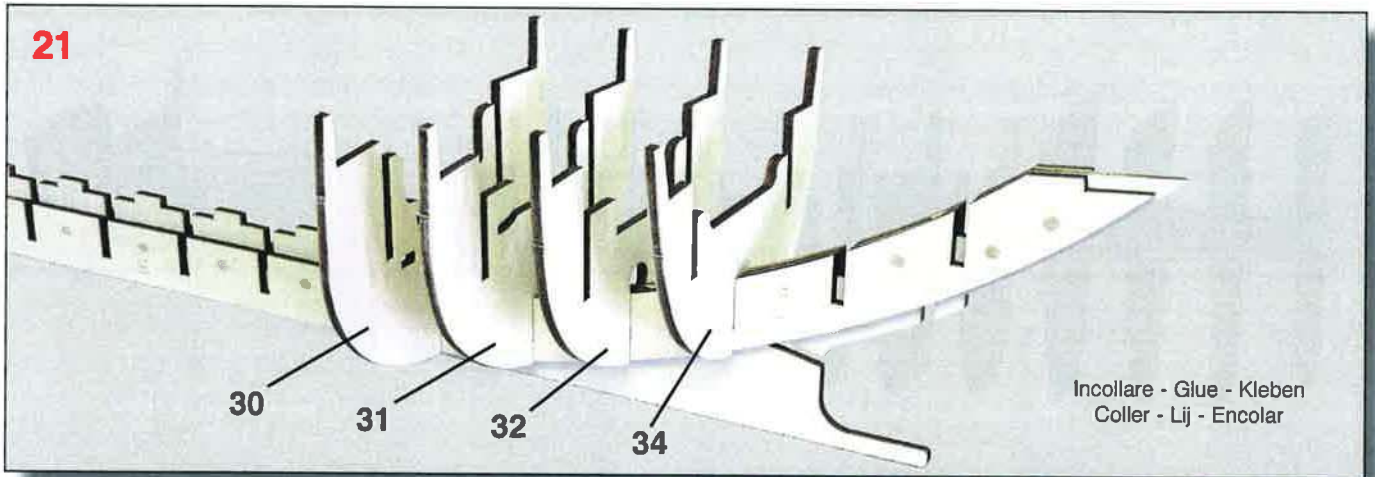
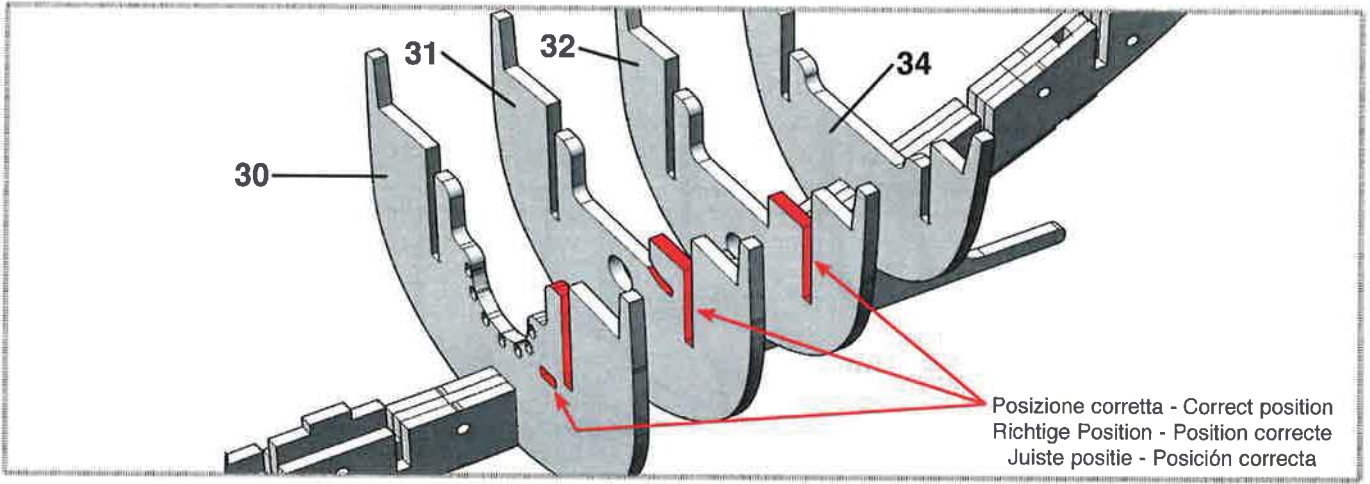




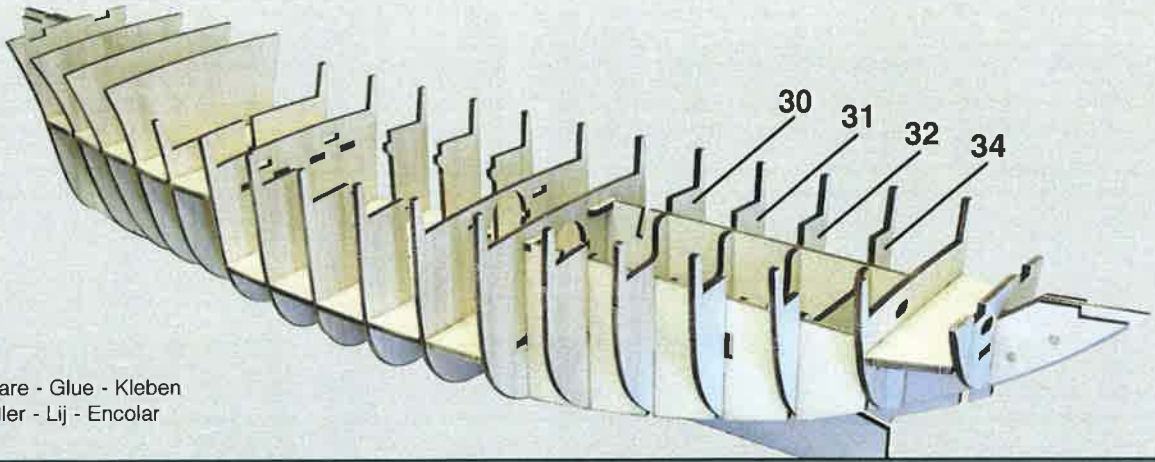






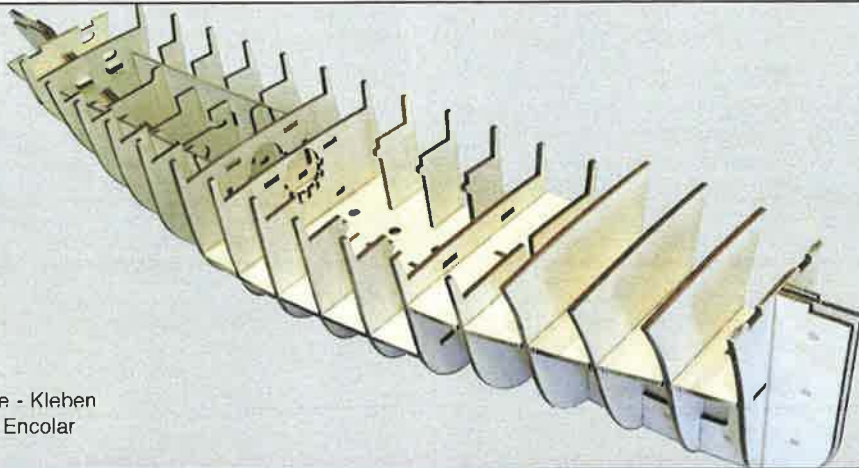


22



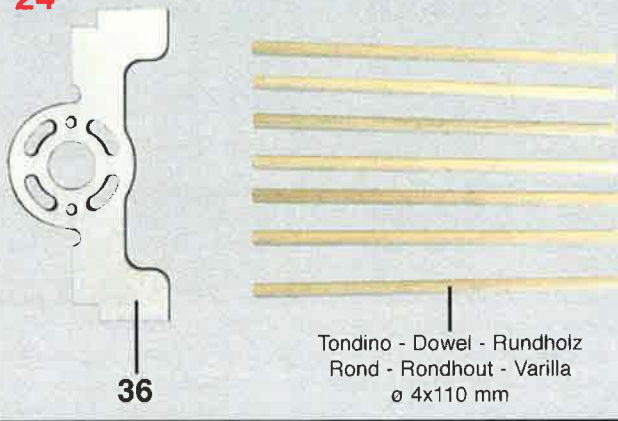
Incollare - Glue - Kleben
 Coller - Lij - Encolar

23



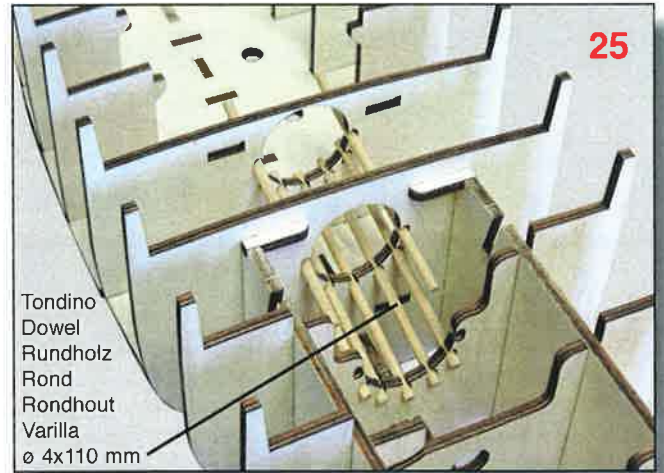
Incollare - Glue - Kleben
 Coller - Lij - Encolar

24



Tondino - Dowel - Rundholz
 Rond - Rondhout - Varilla
 ø 4x110 mm

25




Tondino
 Dowel
 Rundholz
 Rond
 Rondhout
 Varilla
 ø 4x110 mm

26

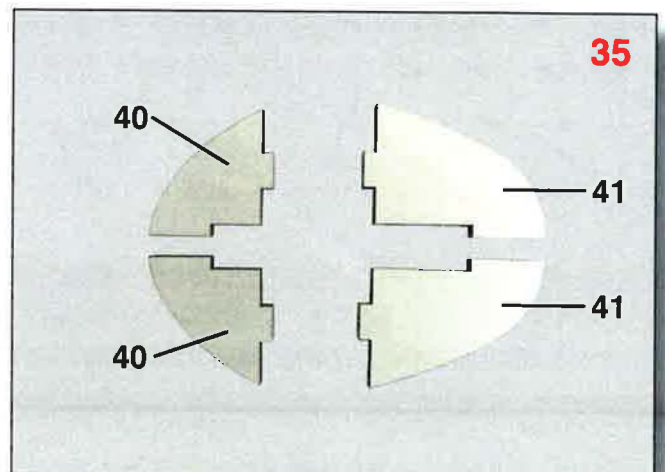
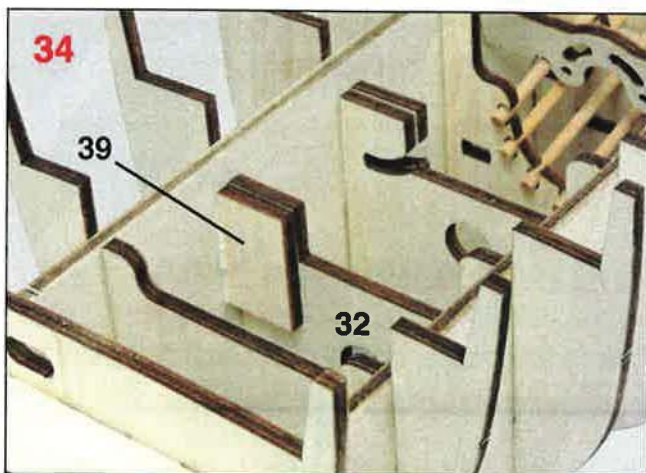
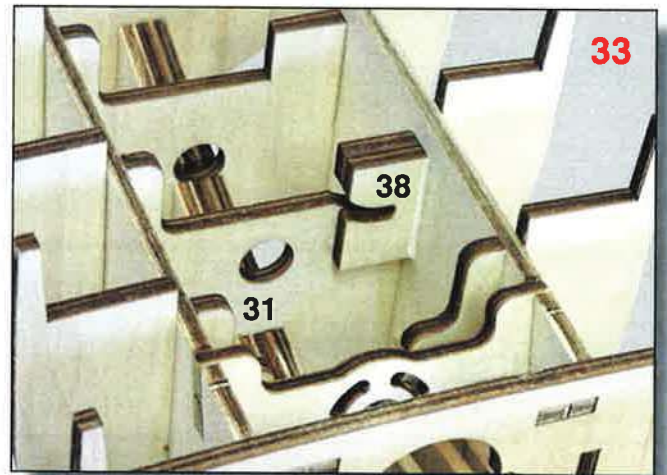

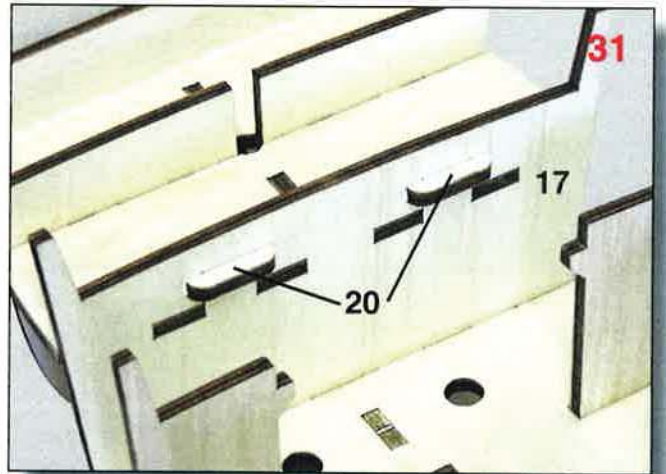
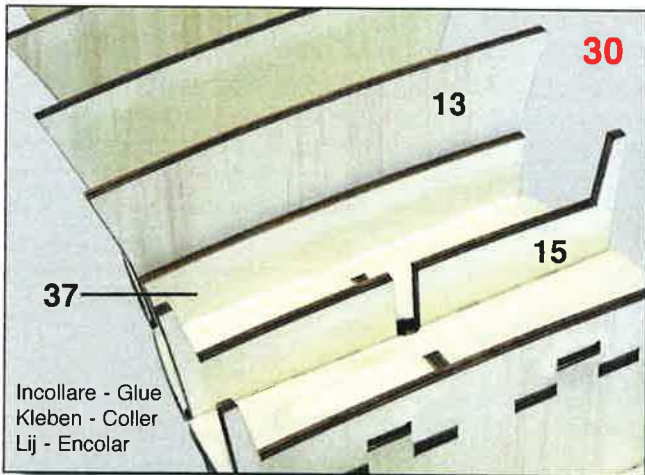
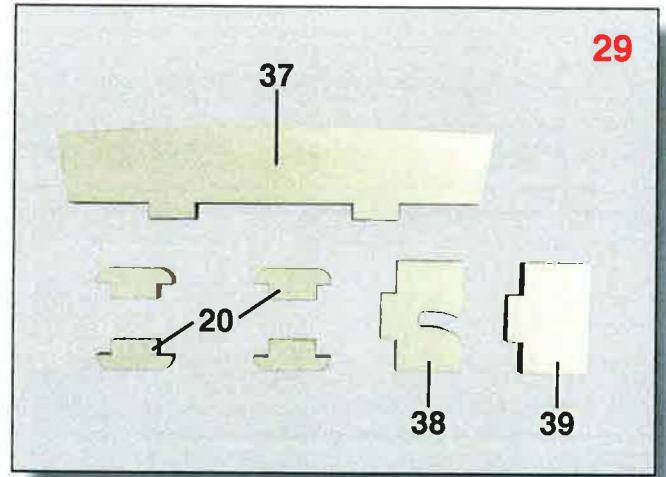







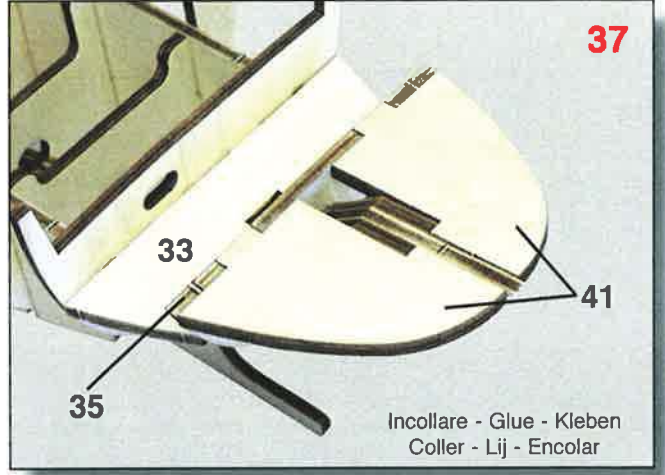

Incollare
 Glue - Kleben
 Coller - Lij - Encolar


27




Incollare
 Glue-Kleben
 Coller
 Lij - Encolar









44




45



46



47



48

Passaggi consigliati per ogni superficie di legno grezzo da proteggere con vernice trasparente.


Recommended passages for each raw wood surface to be protected with transparent varnish.

Empfohlene Passagen für jede Rohholzoberfläche, die mit Klarlack geschützt werden soll.

Les passages recommandés pour chaque surface de bois brut doivent être protégés avec un vernis transparent.

Aanbevolen passages voor elk onbewerkt houtoppervlak dat moet worden beschermd met transparante vernis.

Pasajes recomendados para cada superficie de madera en bruto a proteger con barniz transparente.



Carteggiare - Sand - Schleifen - Poncer - Schuur - Lijar



Proteggere con 2 mani di turapori Art. 1020

Coat 2 times with sanding sealer Art. 1020

Mantel 2mal mit Porenfüller Art. 1020


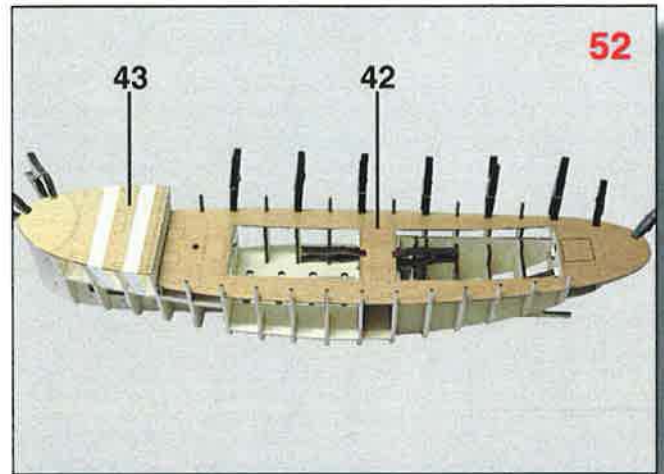

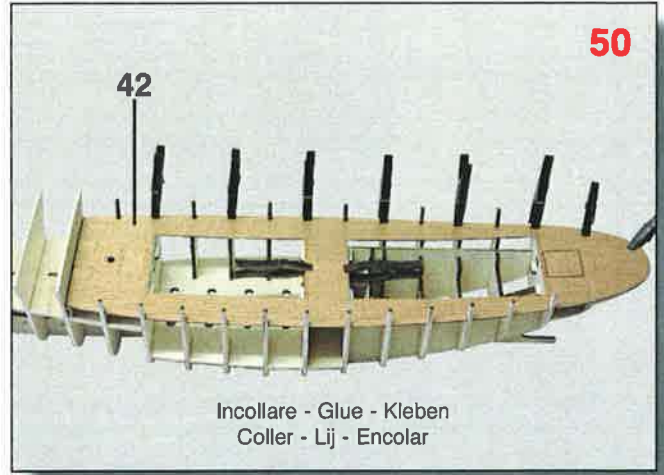
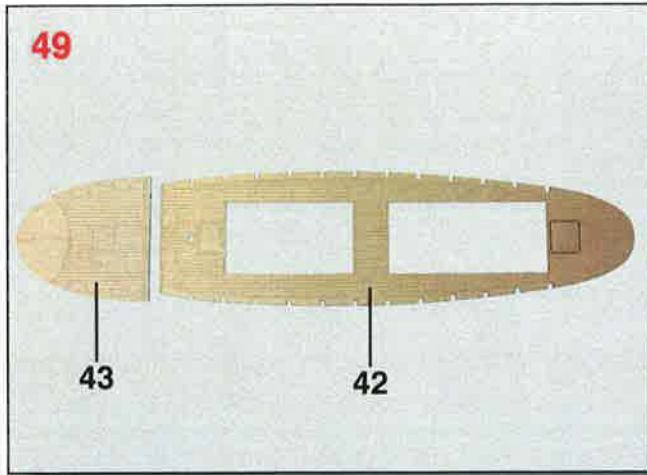
Protéger avec 2 mains de bouche-pores Art. 1020

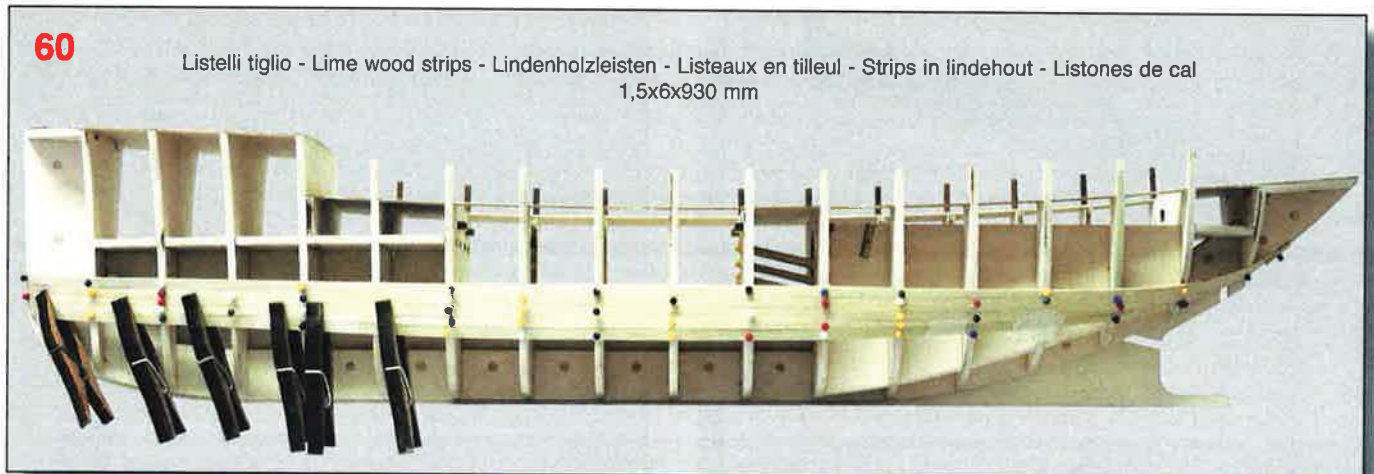



Bedekt 2 keer met het primer & porienvuller Art. 1020

Proteger con 2 manos de barniz de fondo Art. 1020


Art. 1020







62



Listelli tiglio - Lime wood strips - Lindenholzleisten - Listeaux en tilleul - Strips in lindehout - Listones de cal
1,5x6x930 mm

63



64



Carteggiare - Sand - Schleifen - Poncer - Schuur - Lijar

65



Carteggiare - Sand
Schleifen - Poncer
Schuur - Lijar





66




67




Carteggiare - Sand
Schleifen - Poncer
Schuur - Lijar



76




77




Listelli tiglio - Lime wood strips - Lindenholzleisten - Listeaux en tilleul - Strips in lindehout - Listones de cal
1,5x6x930 mm

78




Listelli tiglio - Lime wood strips - Lindenholzleisten - Listeaux en tilleul - Strips in lindehout - Listones de cal
1,5x6x930 mm


79




80



81



82




Rastremare - Taper
Kegel - Conicité
Taps - Ahusamiento

Rastremare - Taper
Kegel - Conicité
Taps - Ahusamiento



83

84



85



Passare una mano di colla alifatica diluita al 30% - Coat the surface with aliphatic glue diluted 30%
Danach als Imprägnierung eine Schicht 30% verdünnten Aliphatickleber auftragen
Passer une couche de colle aliphatique diluée à 30% - Vervolgens een laag van aliphatische lijm voorbijgaan die aan 30%
Dar una mano de cola alifática diluida al 30%



86

Stuccare - Putty - Verspachteln - Stuquer - Vullen - Estucar
Consigliato - Recommended - Empfohlen
Recommandé - Geadviseerd - Recomendado
 Art. 1022



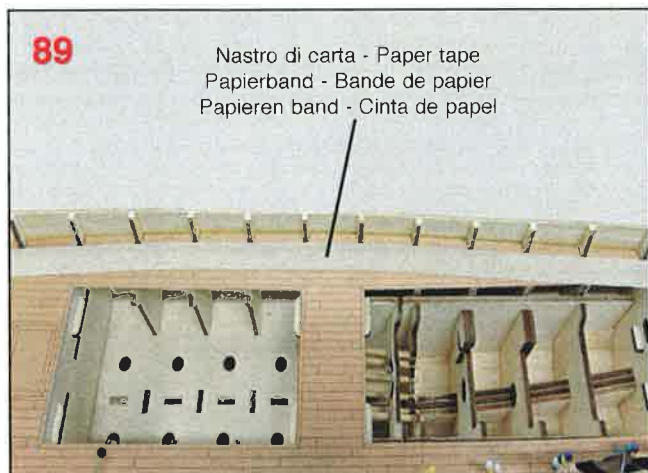
87

Stuccare - Putty - Verspachteln - Stuquer - Vullen - Estucar
Consigliato - Recommended - Empfohlen
Recommandé - Geadviseerd - Recomendado
 Art. 1022



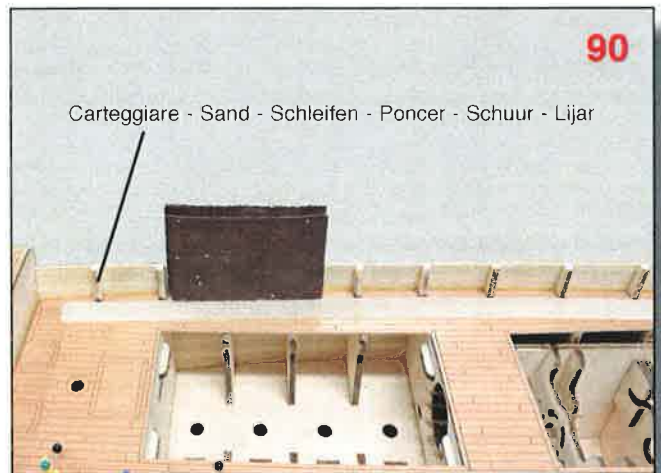
88

Carteggiare - Sand - Schleifen - Poncer - Schuur - Lijar




89

Nastro di carta - Paper tape
 Papierband - Bande de papier
 Papieren band - Cinta de papel



90

Carteggiare - Sand - Schleifen - Poncer - Schuur - Lijar







91

Listelli tiglio - Lime wood strips
 Lindenholzleisten - Listeaux en tilleul
 Strips in lindehout - Listones de cal
 1,5x6x930 mm




92

Listelli tiglio - Lime wood strips
 Lindenholzleisten - Listeaux en tilleul
 Strips in lindehout - Listones de cal
 1,5x6x930 mm



Passaggi consigliati per ogni superficie di legno grezzo da verniciare con colori.
 Recommended passages for each raw wood surface to be painted with colors.
 Empfohlene Passagen für jede Rohholzoberfläche, die mit Farben gestrichen werden soll.
 Les passages recommandés pour chaque surface de bois brut doivent être peints avec des couleurs.
 Aanbevolen passages voor elk oppervlak van onbewerkt hout dat met kleuren moet worden geverfd.
 Pasajes recomendados para cada superficie de madera en bruto a pintar con colores.






Mascherare
Mask
Maskierung
Masquage
Masking
Enmascaramiento

99



Mascherare
Mask
Maskierung
Masquage
Masking
Enmascaramiento

100



101

Sigillare - Seal up - Dichtung - Sceau - Verzegelen - Sellado
 Consigliato - Recommended - Empfohlen - Recommandé - Geadviseerd - Recomendado
 Art. 4450030



102


Sigillare - Seal up - Dichtung - Sceau - Verzegelen - Sellado
 Consigliato - Recommended - Empfohlen
 Recommandé - Geadviseerd - Recomendado
 Art. 4450030



103

Sigillare - Seal up
Dichtung - Sceau
Verzegelen
Sellado




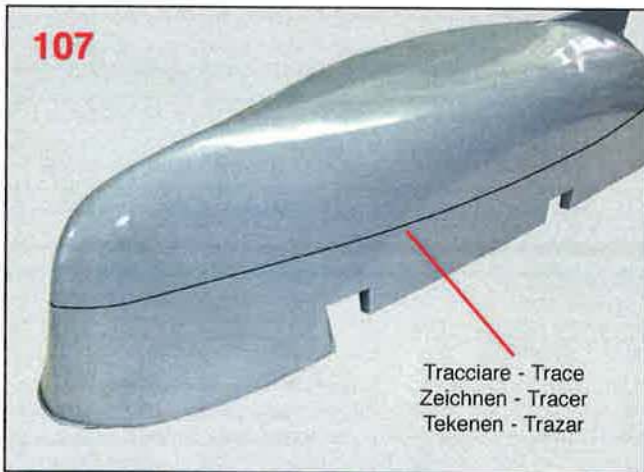
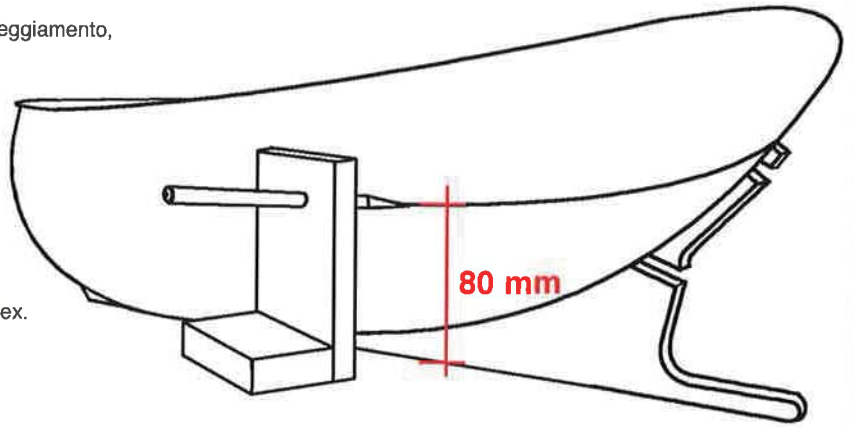
Consigliato
Recommended
Empfohlen - Recommandé
Geadviseerd - Recomendado
Art. 4450030

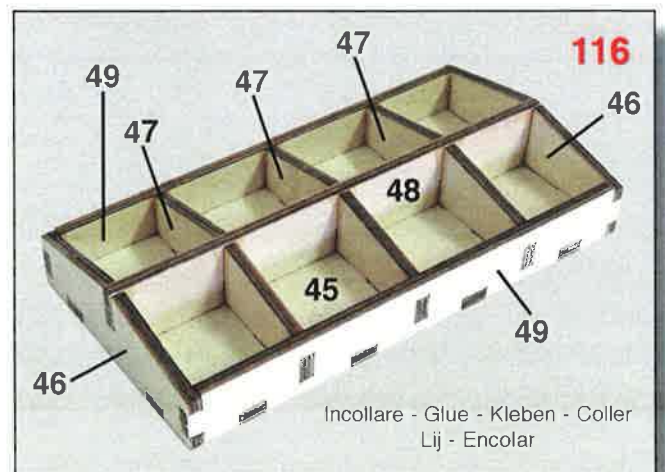
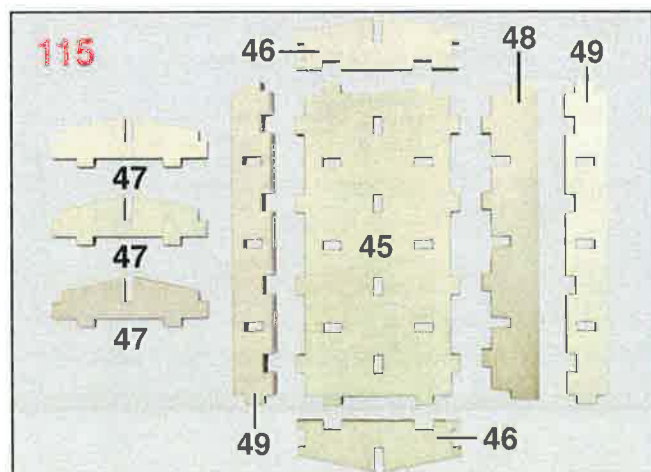

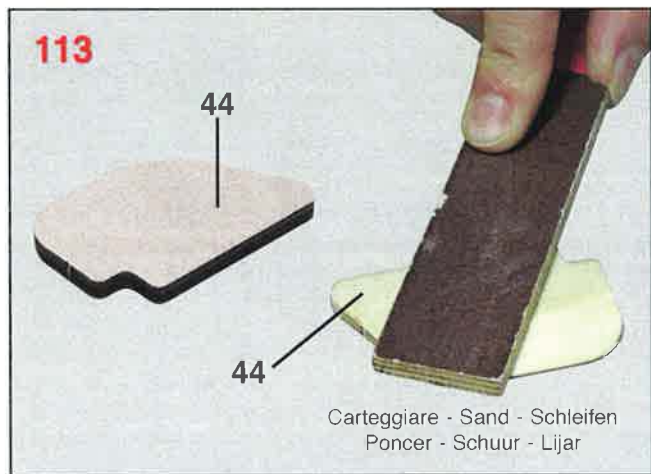






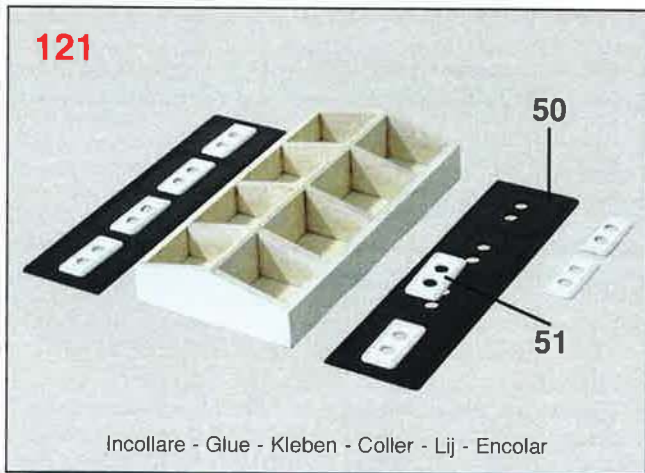
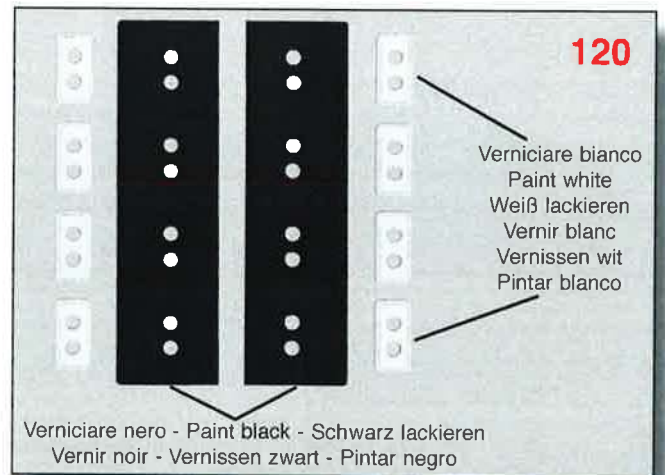
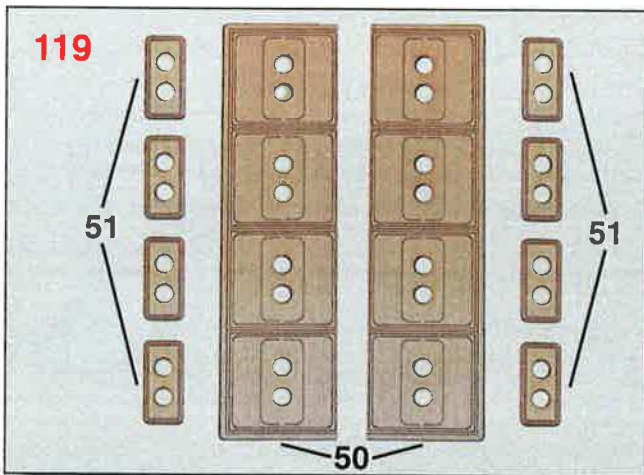

104

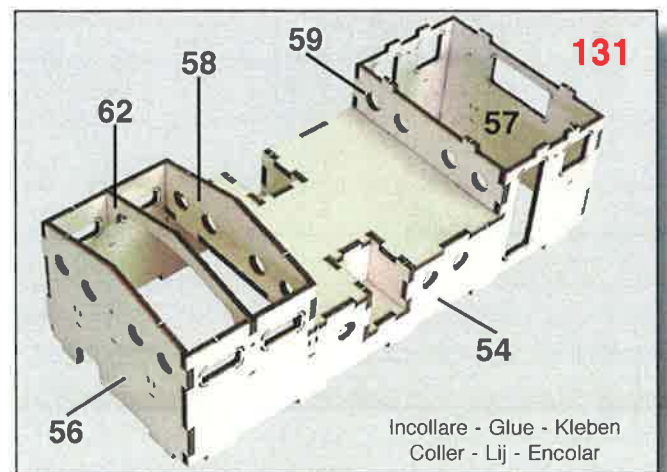
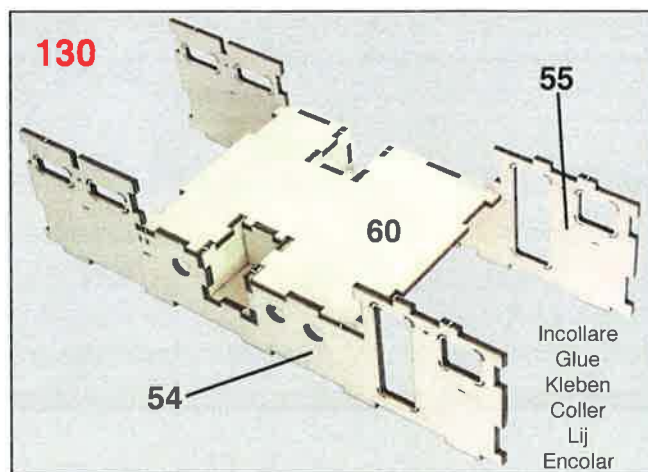

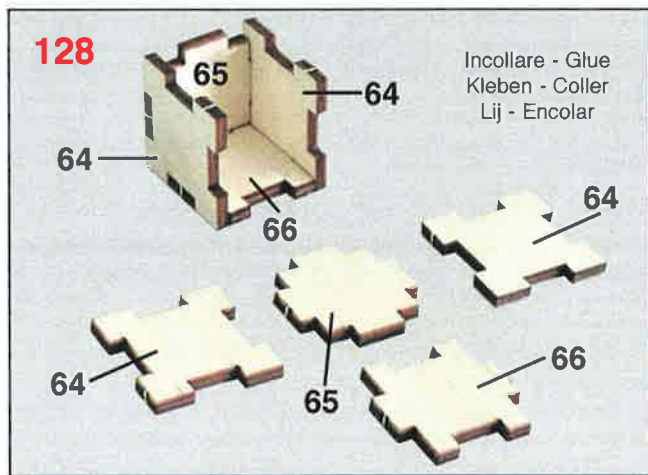
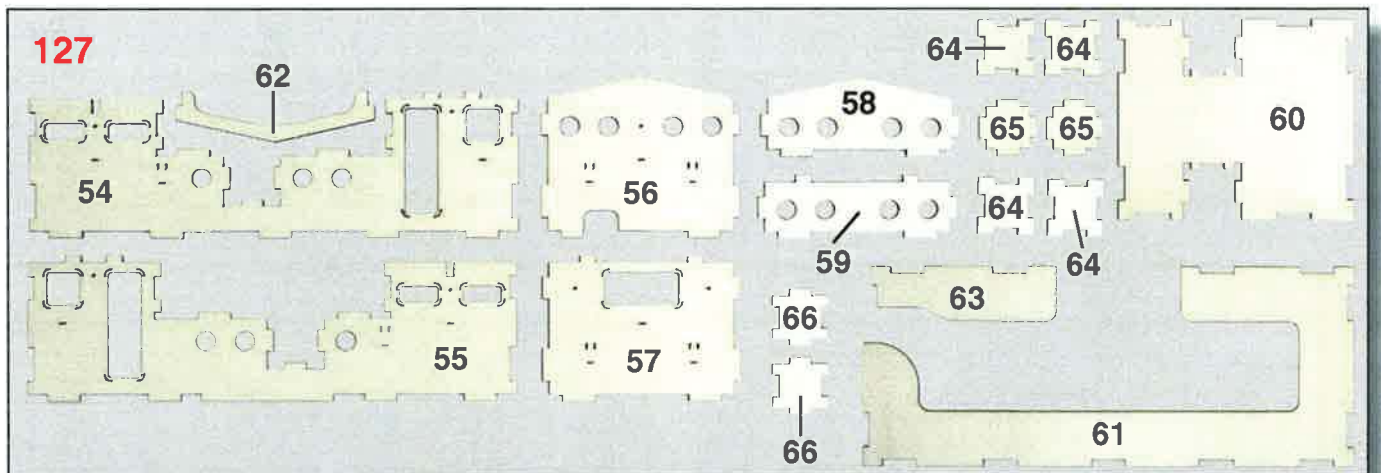


Verniciare grigio - Paint gray - Grau lackieren - Vernir gris - Vernissen grey - Pintar gris

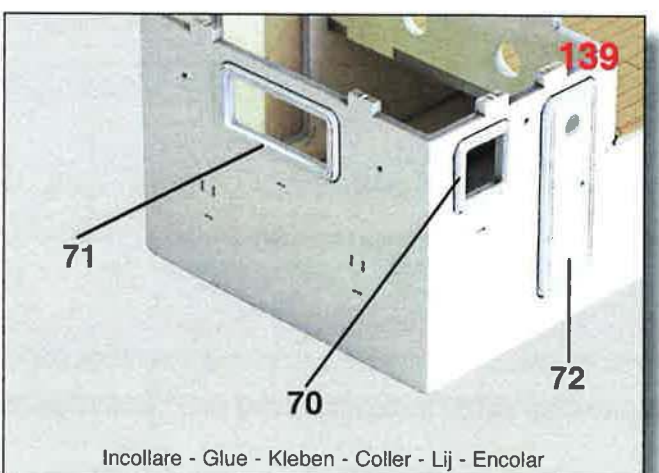
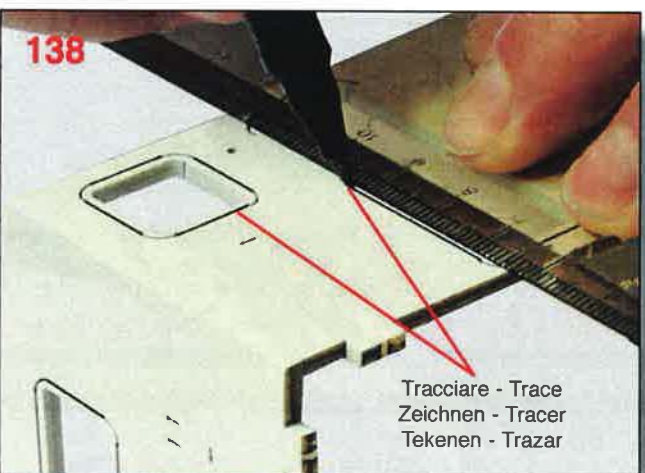
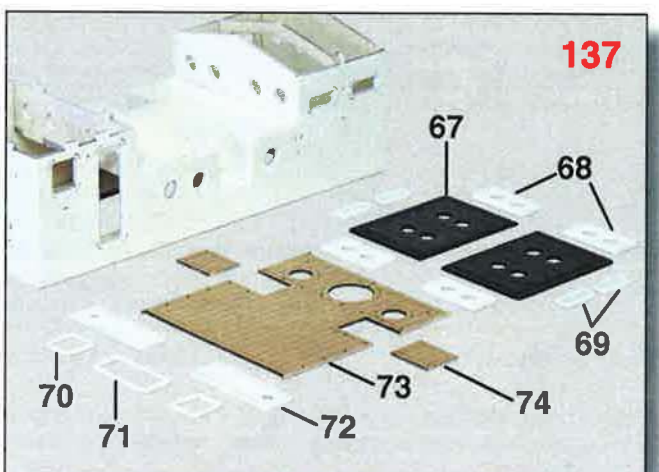
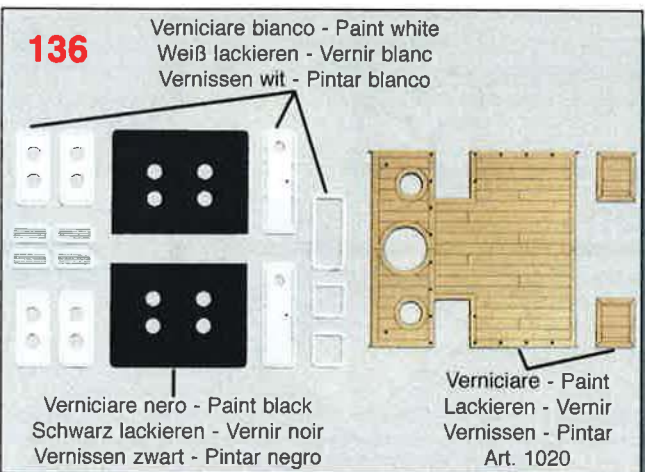
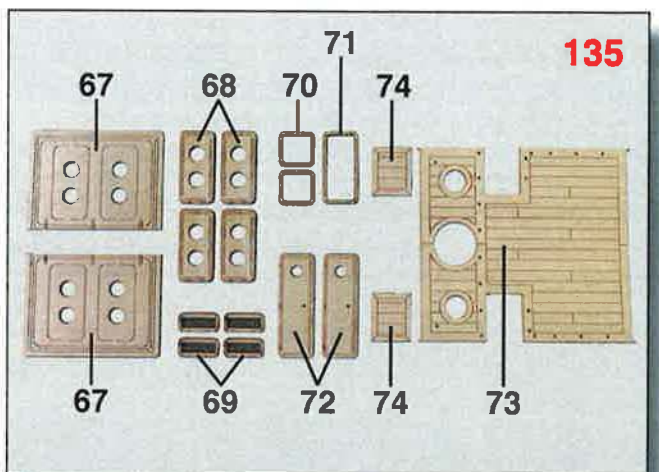


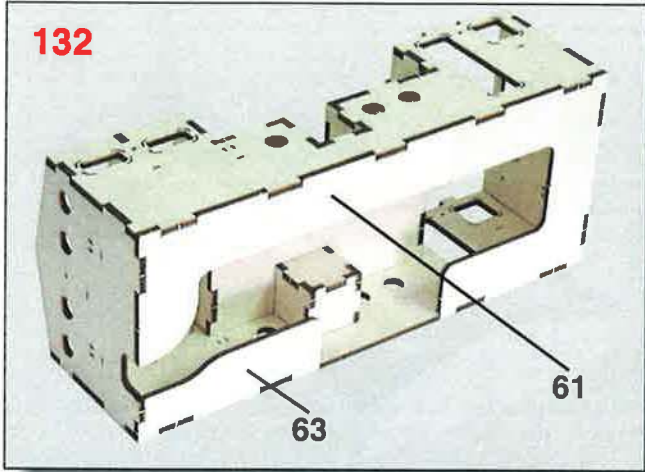
Sistema pratico per tracciare l'esatta linea di galleggiamento, l'attrezzo è ricavato da due ritagli di compensato.
 Easy system to trace the exact waterline, the tool is made with two scraps of plywood.
 Praktisches System, um die genaue Wasserlinie verfolgen, das Tool basiert auf zwei Fetzen von Sperrholz Basis.
 Un système très pratique pour tracer la ligne de flottaison exacte, l'outil est basé sur deux morceaux de contreplaqué.
 Praktisch systeem om de exacte waterlijn op te sporen, de tool is gebaseerd op twee stukjes triplex.
 Práctico sistema para trazar la línea de flotación exacta, la herramienta se basa en dos trozos de madera.

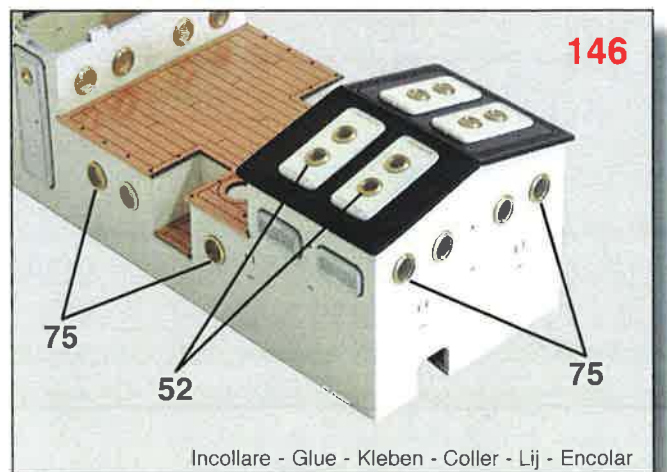
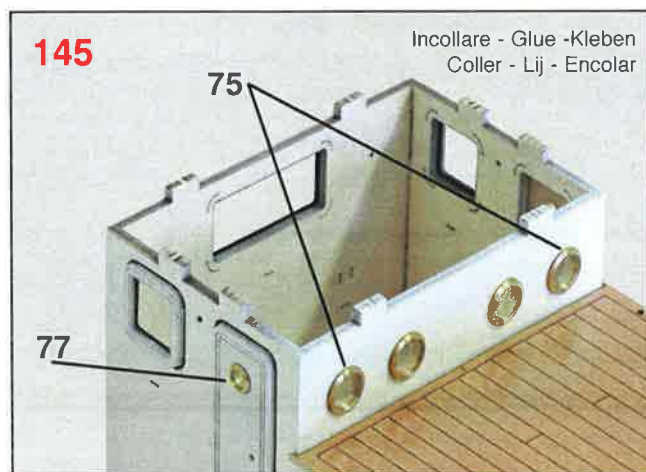


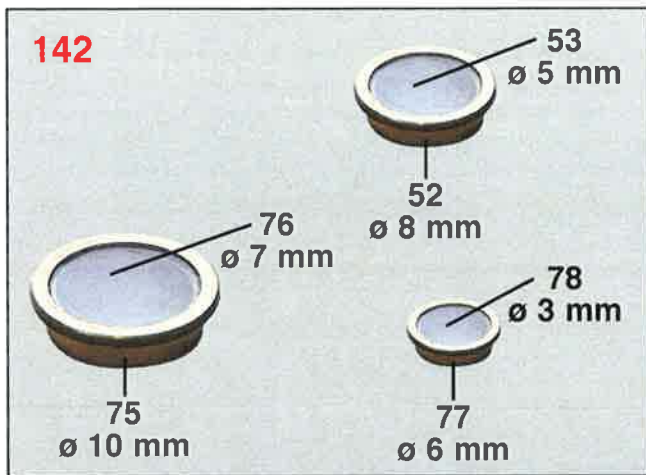

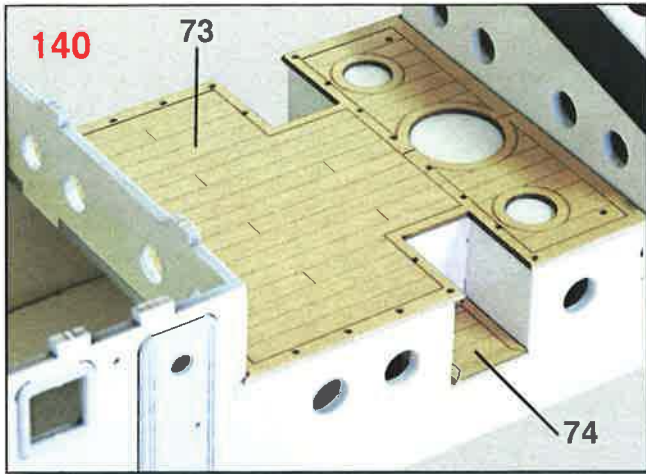









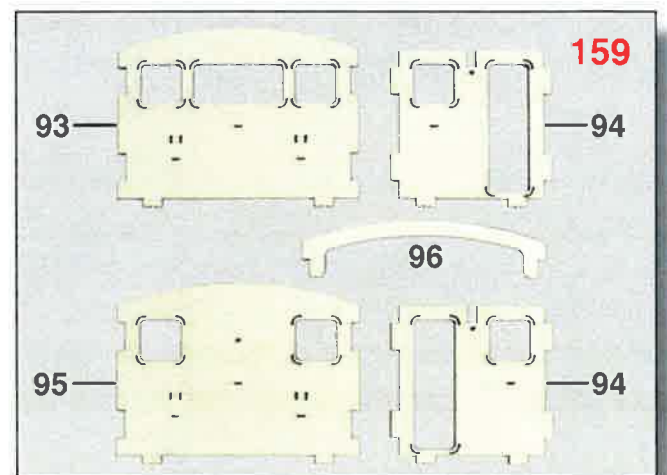
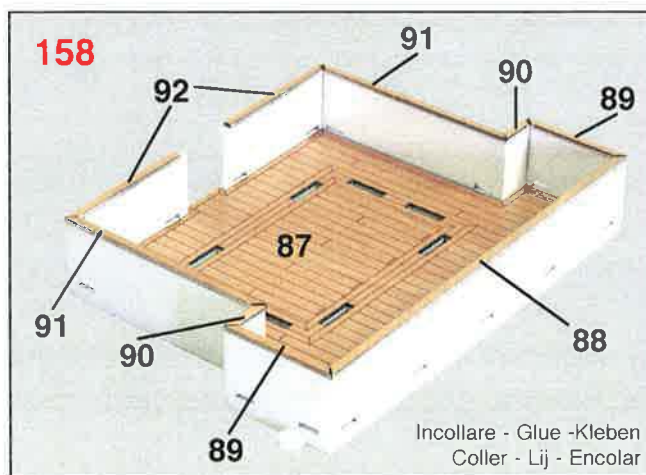
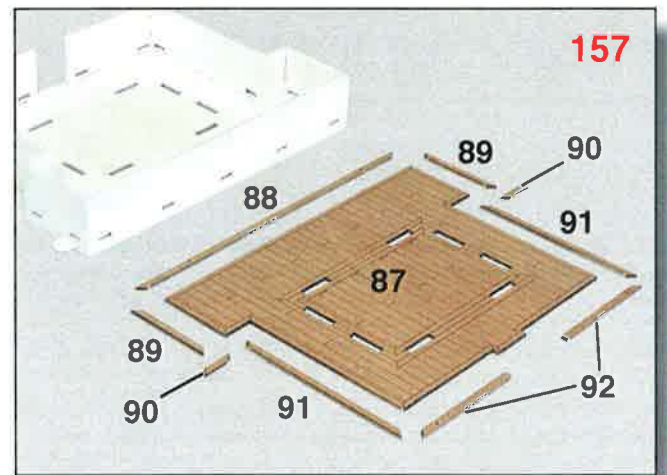
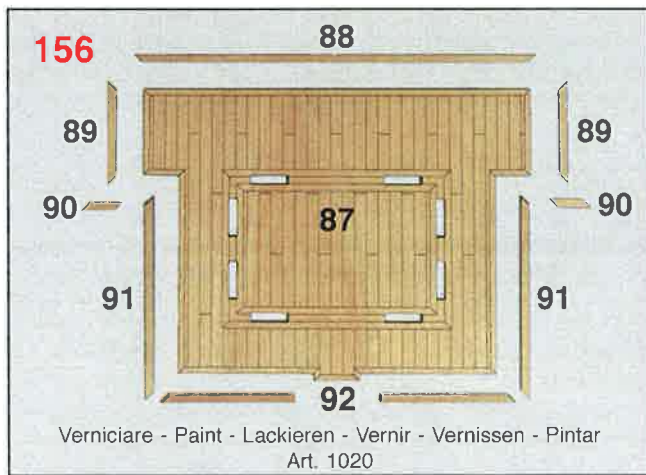
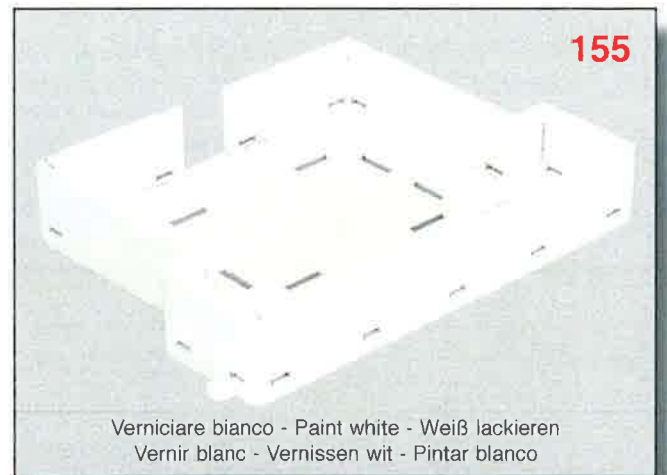
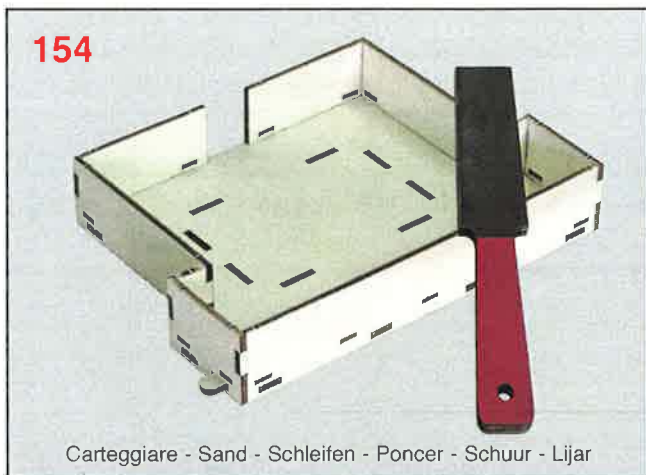
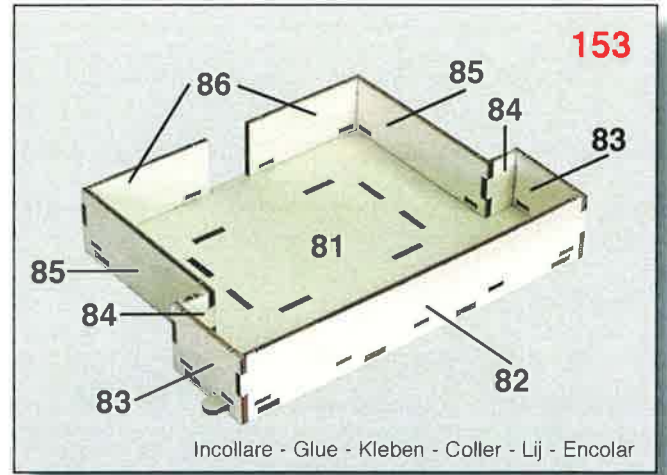
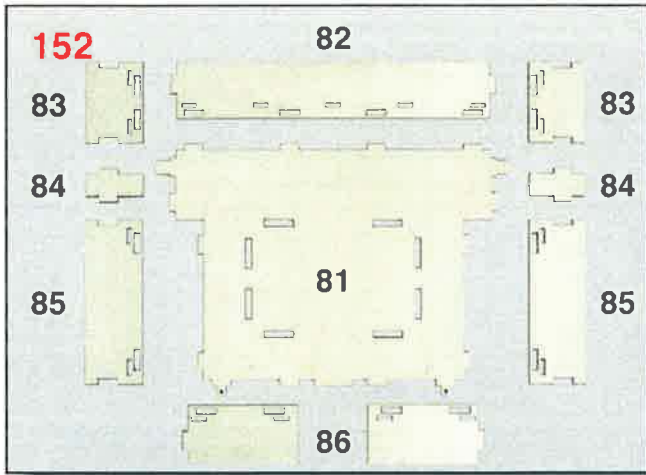




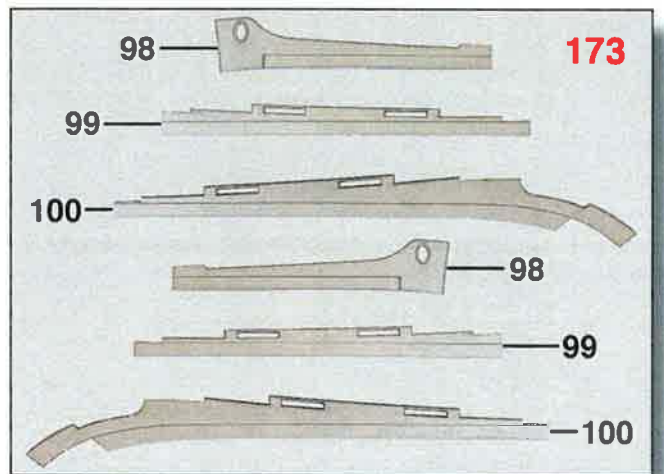
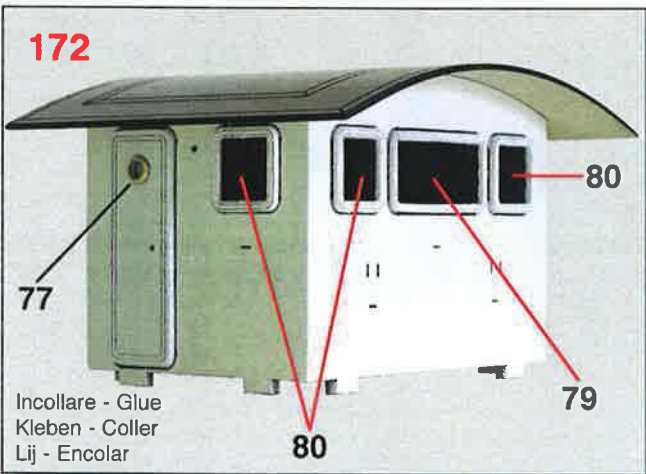

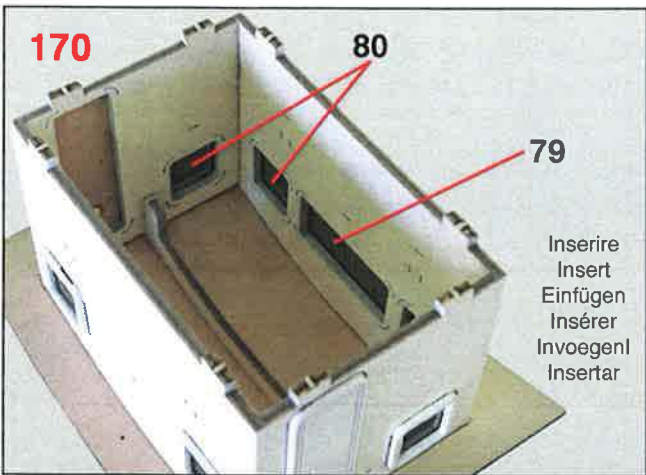
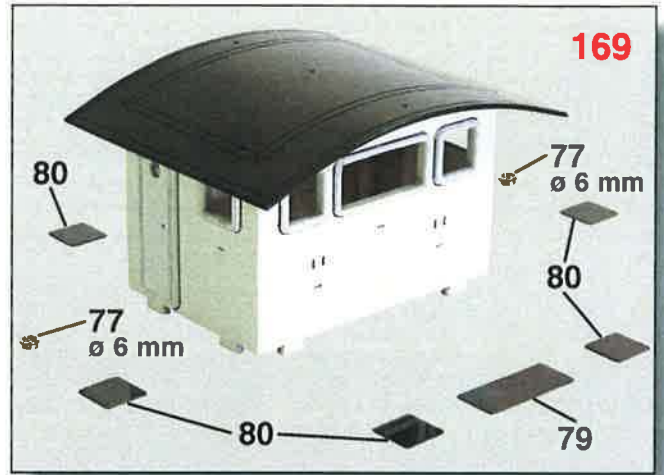
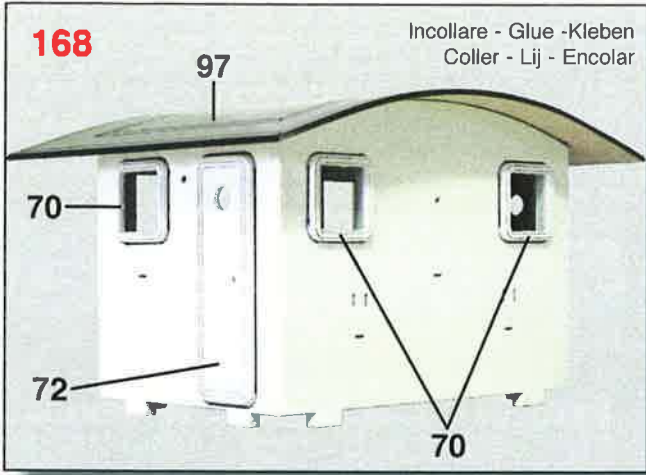


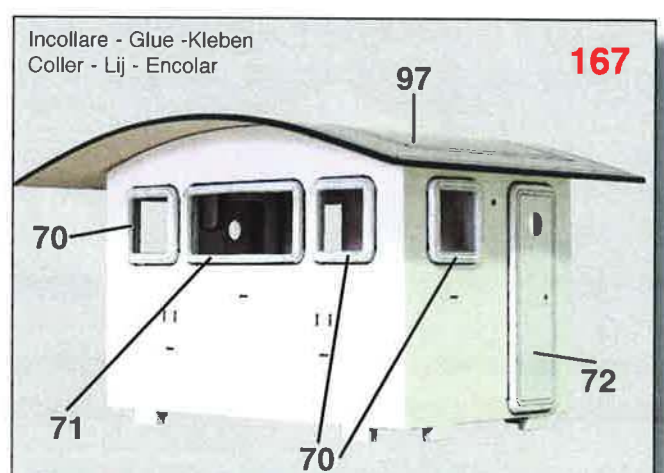

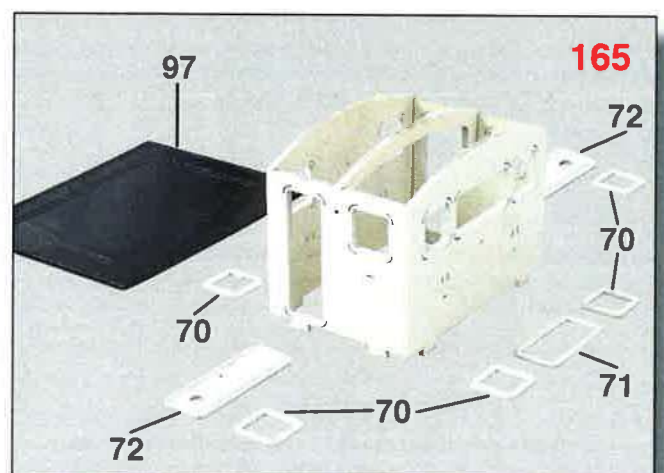

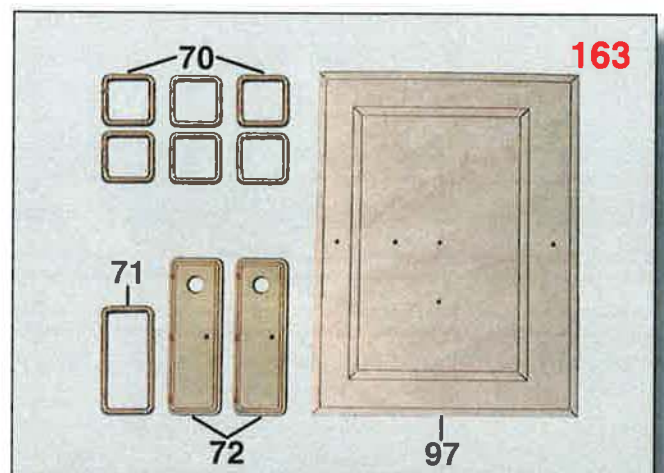
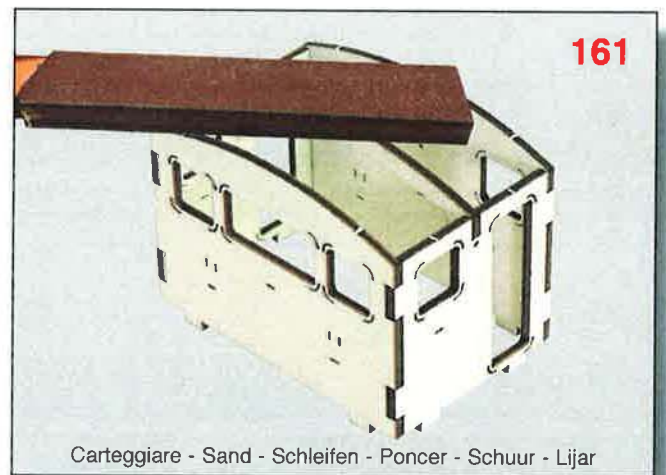
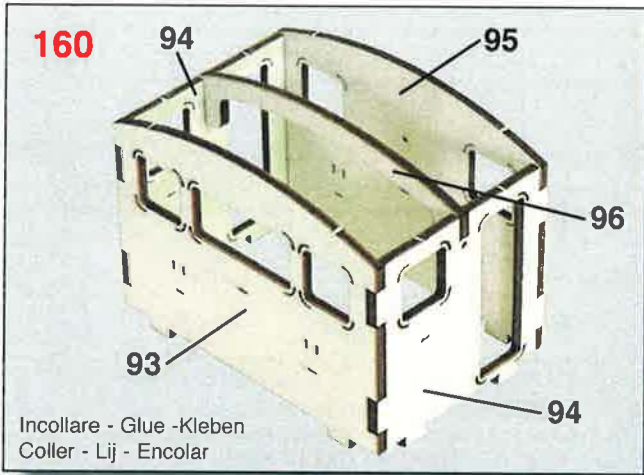



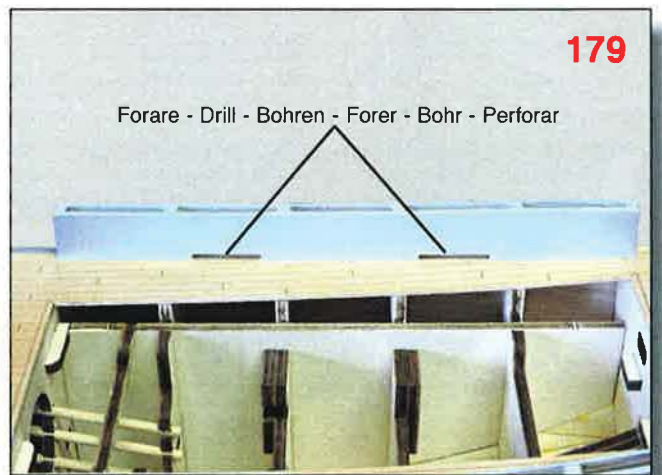

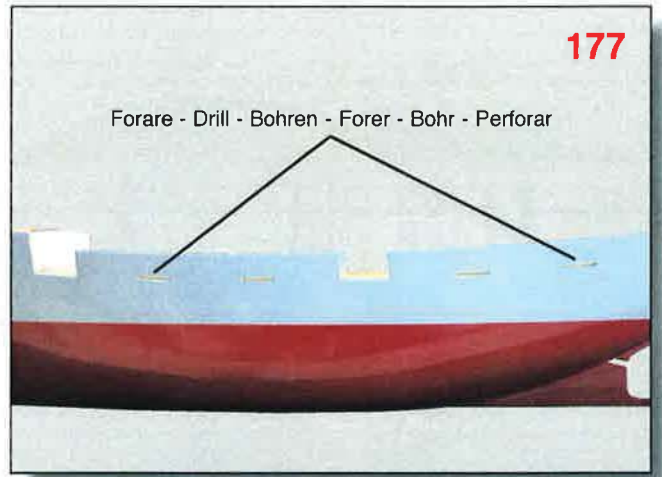
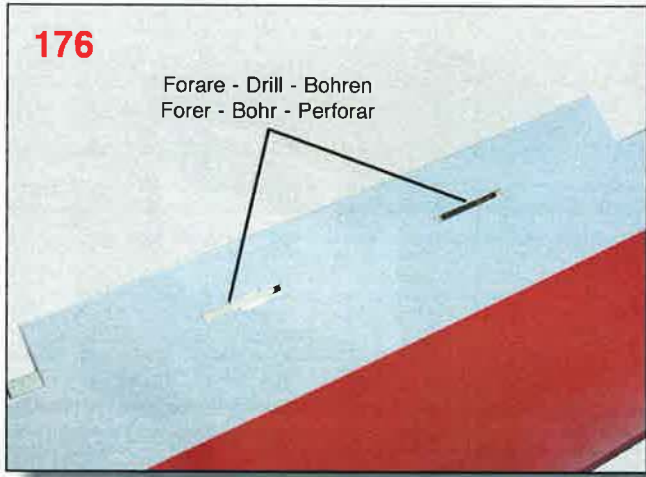












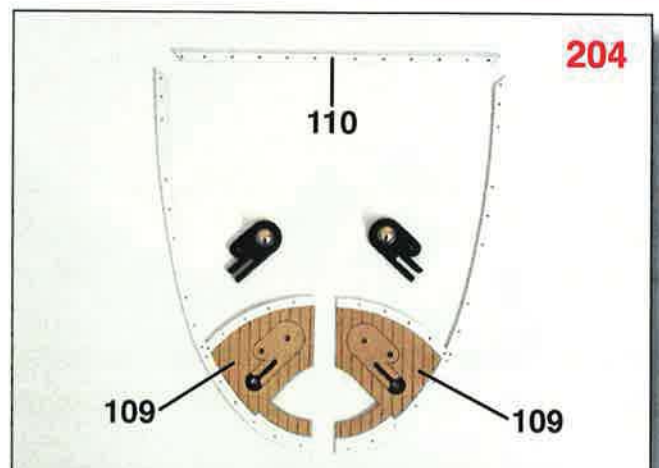


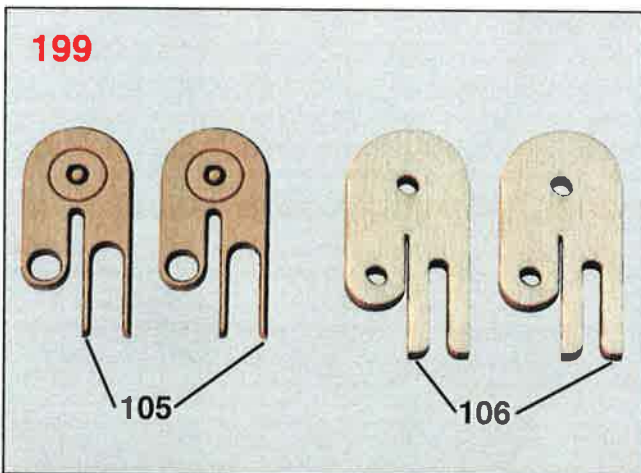



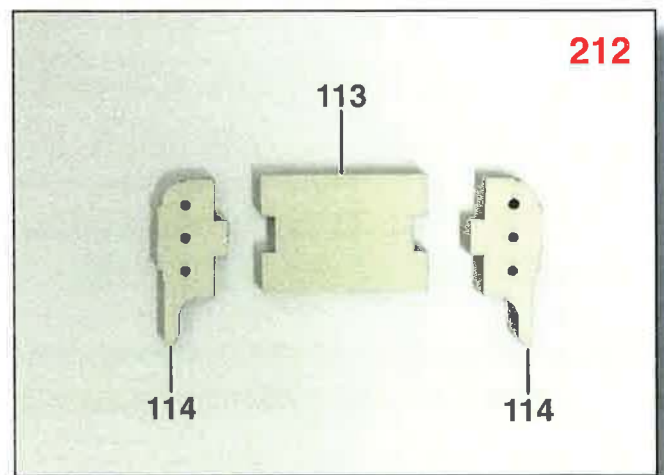






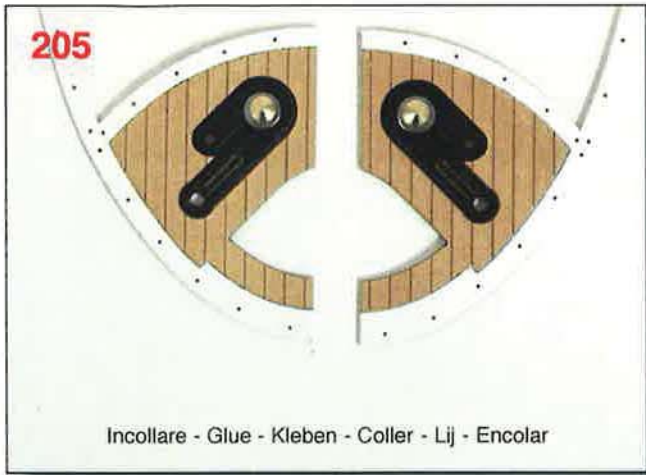




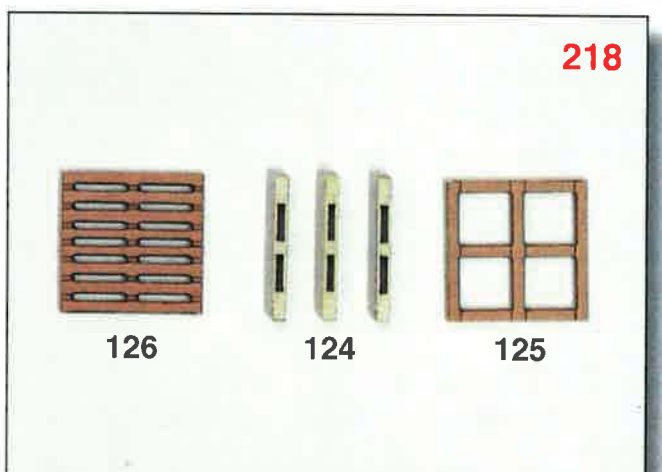

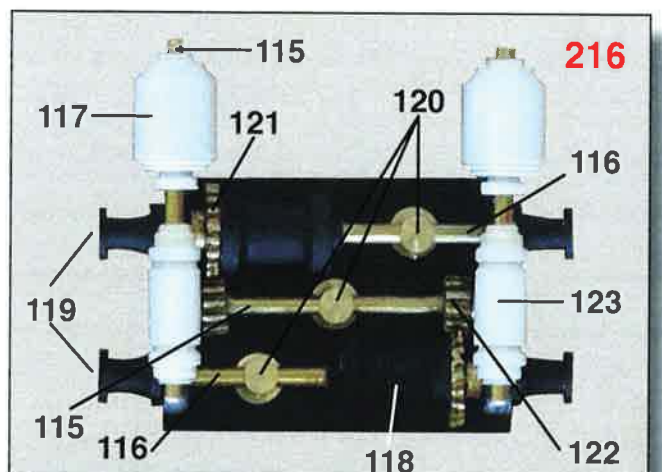
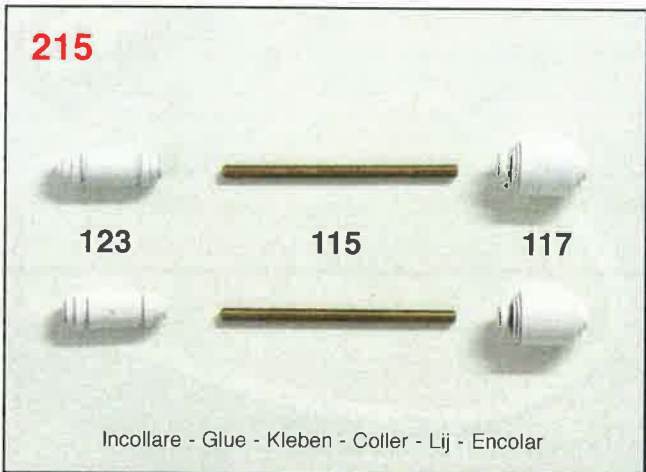
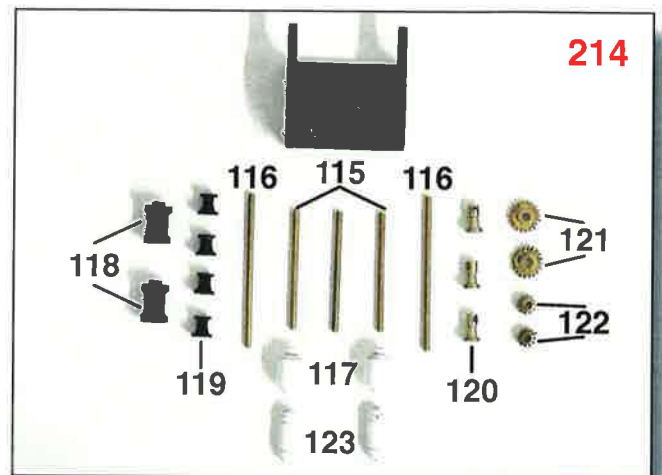
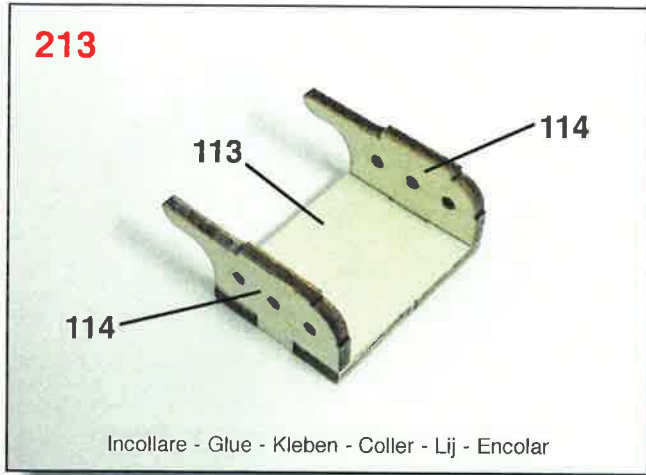



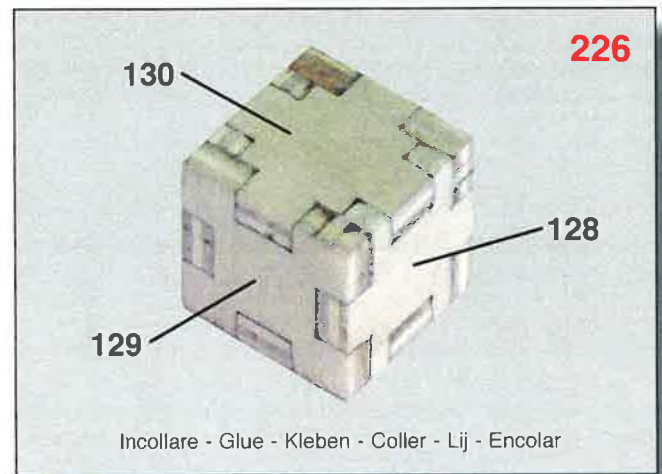
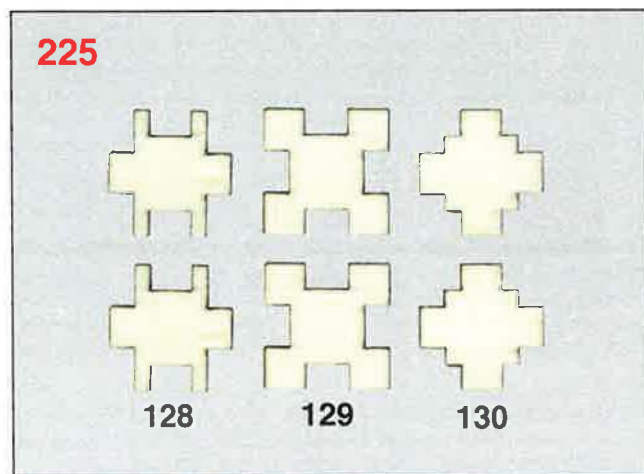

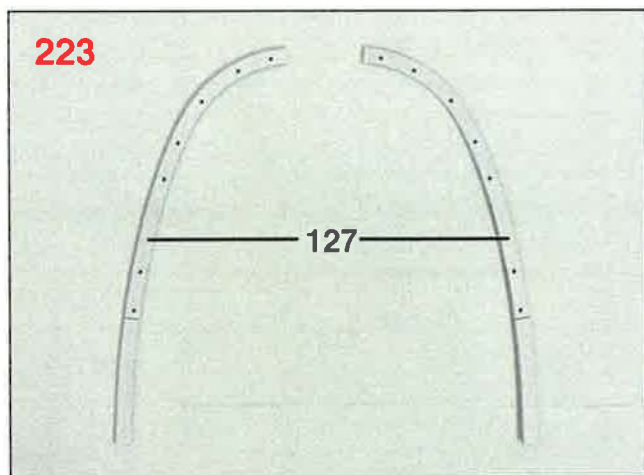















229




Incollare - Glue - Kleben - Coller - Lij - Encolar

230

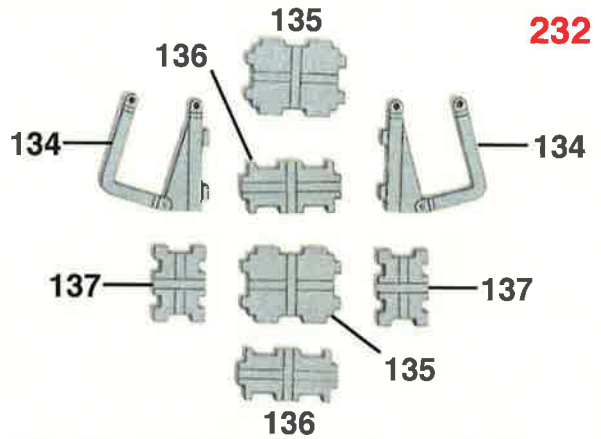


231

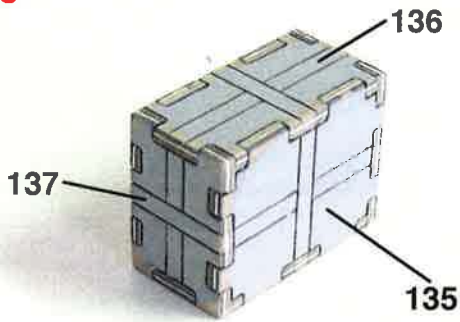


Incollare - Glue - Kleben
Coller - Lij - Encolar

232

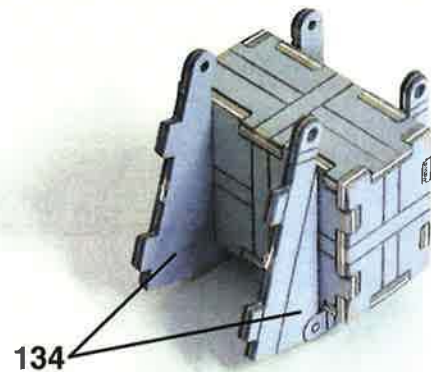


233




Incollare - Glue - Kleben - Coller - Lij - Encolar

234

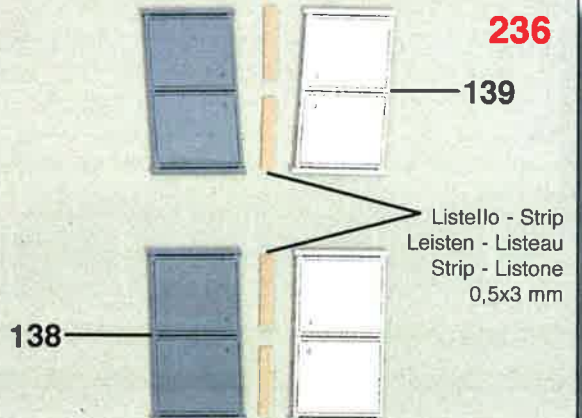


Incollare - Glue - Kleben - Coller - Lij - Encolar

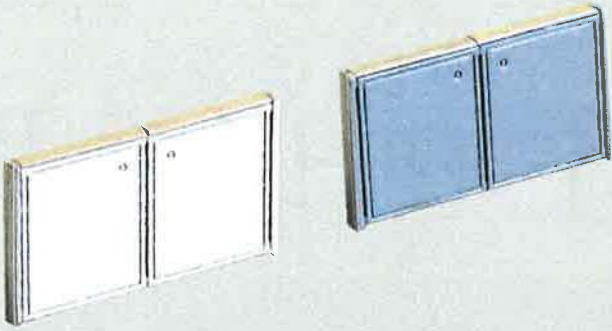
235



236




237



Incollare - Glue - Kleben - Coller - Lij - Encolar

238



239




240

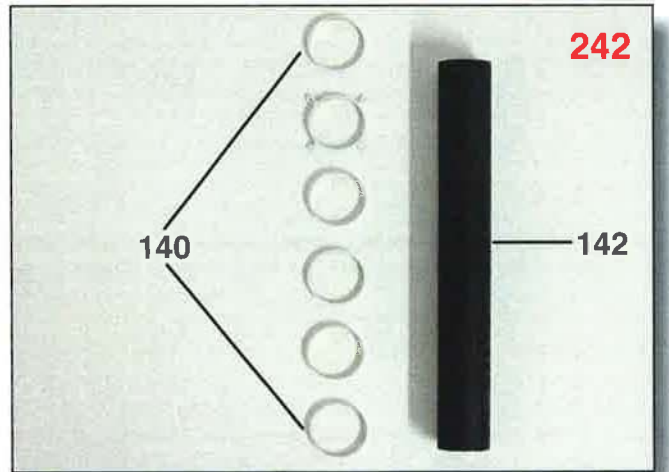


Incollare - Glue - Kleben - Coller - Lij - Encolar


241




242



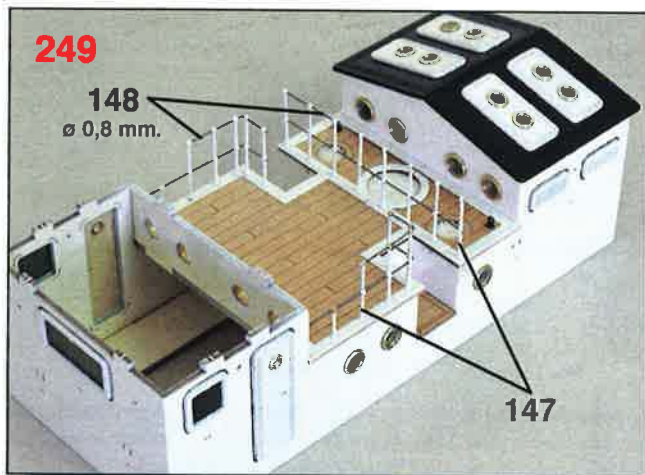

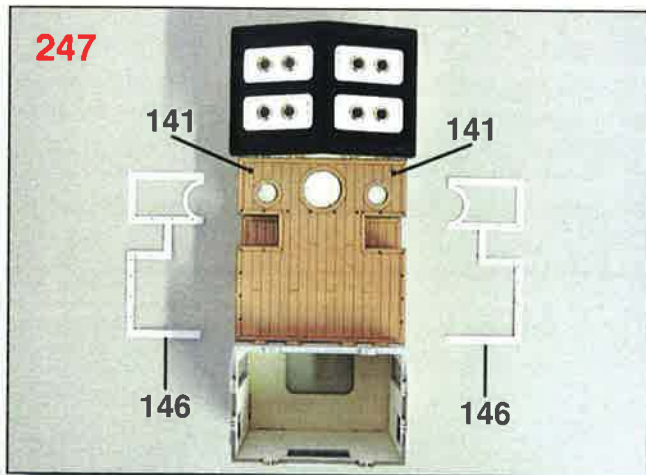

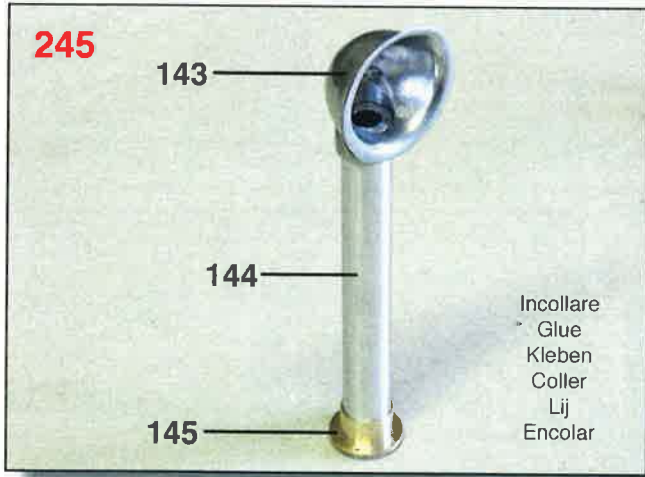




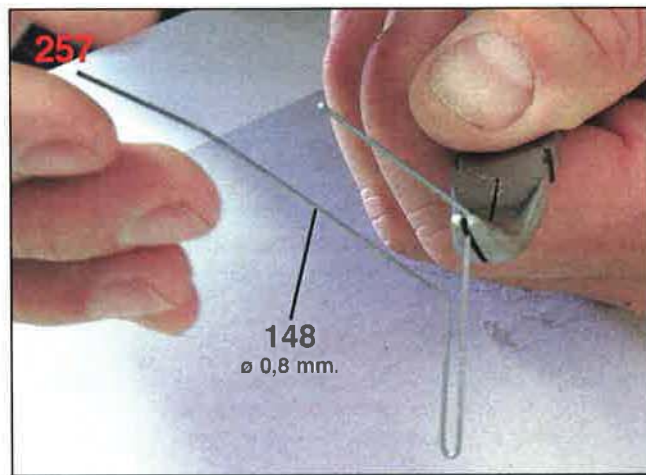
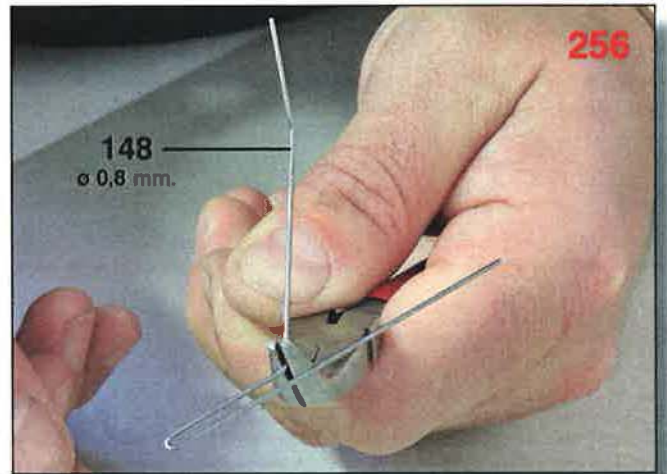
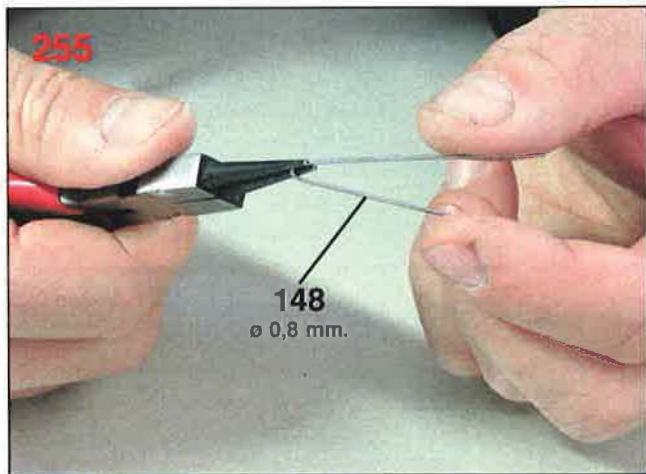
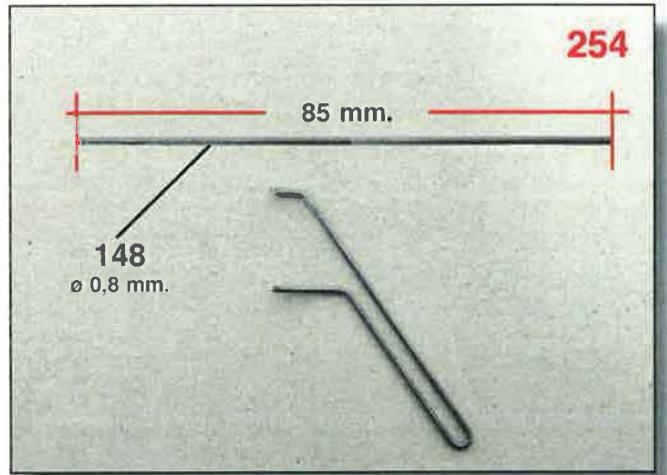
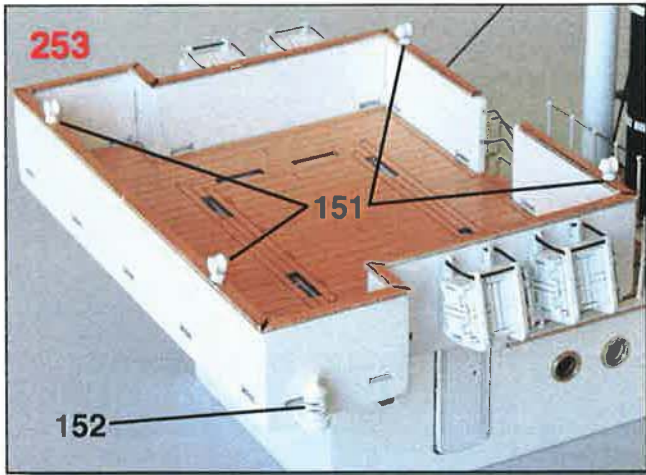
243



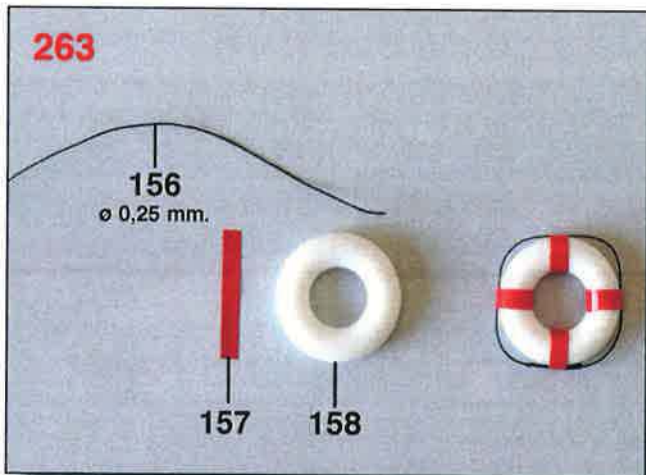




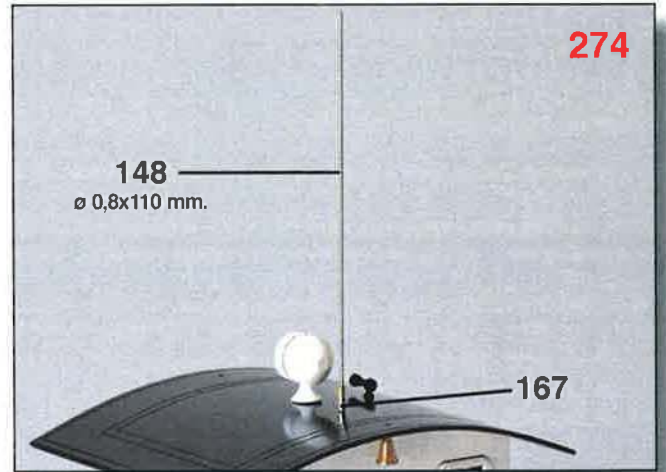


244





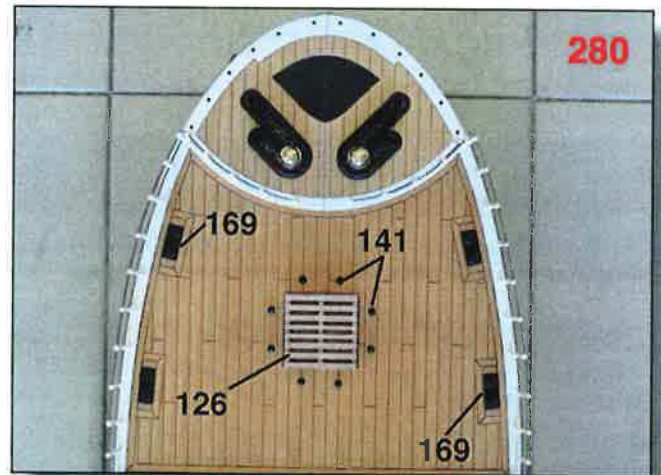
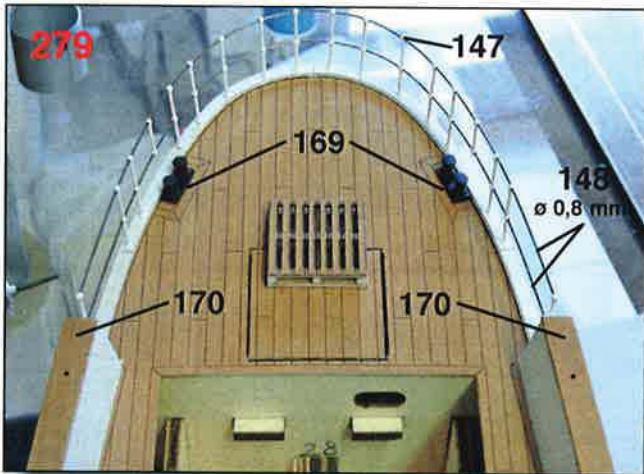
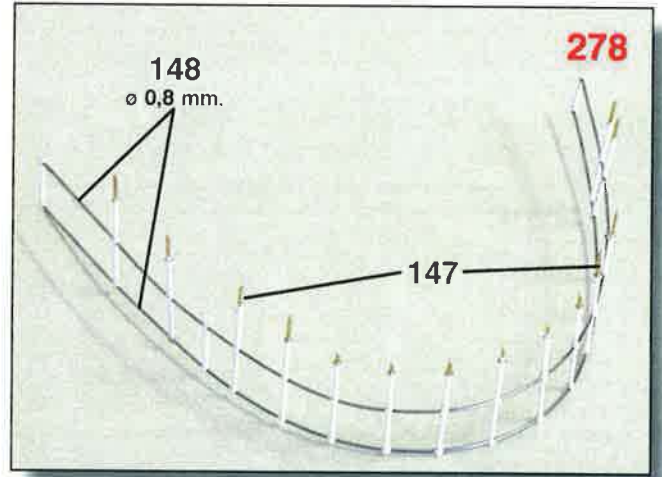
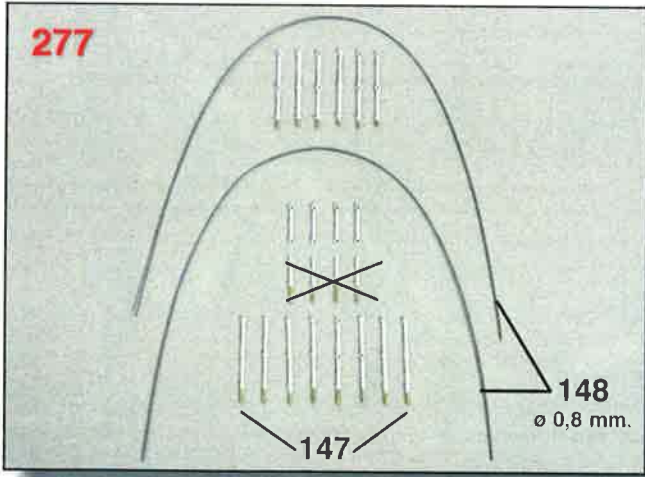





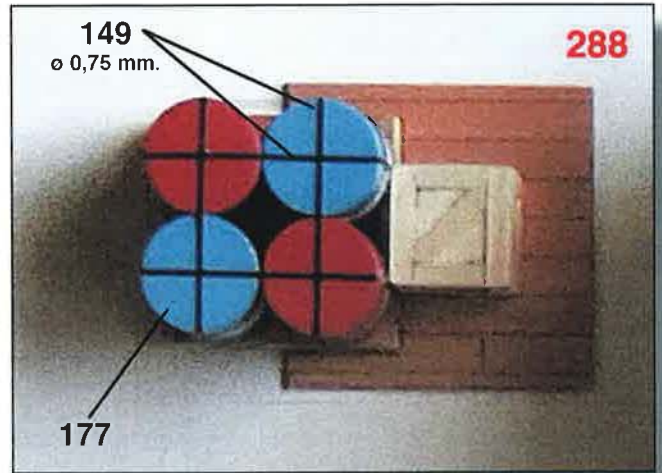






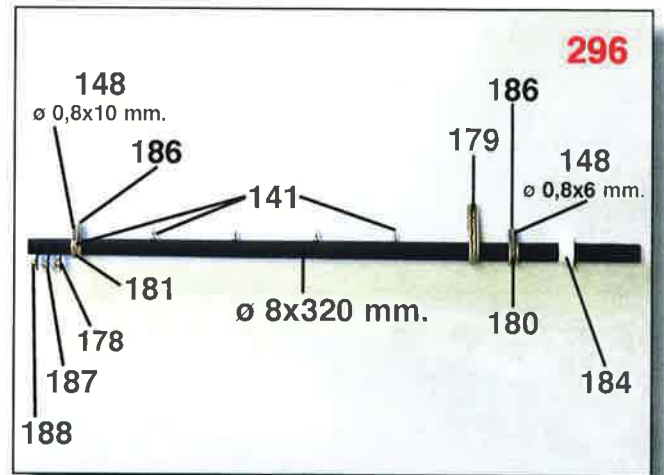
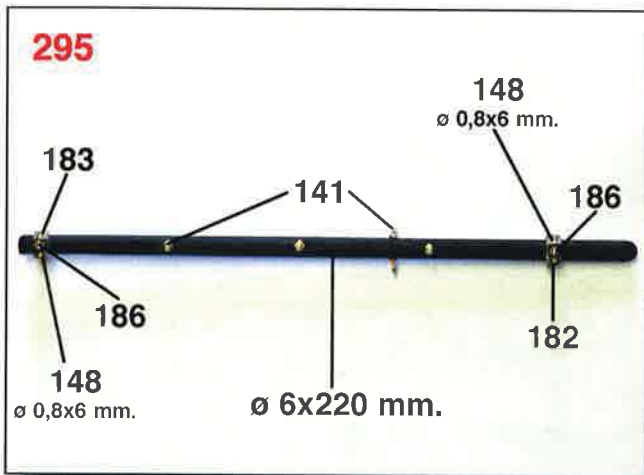




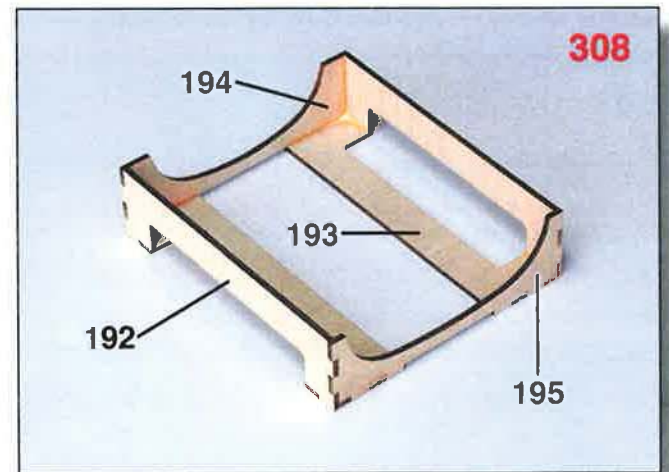
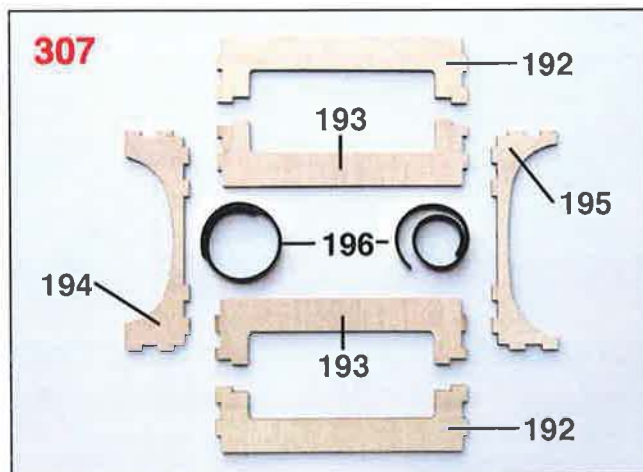





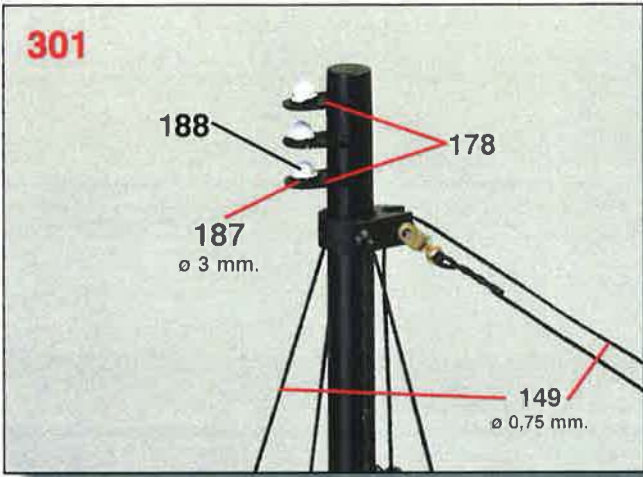



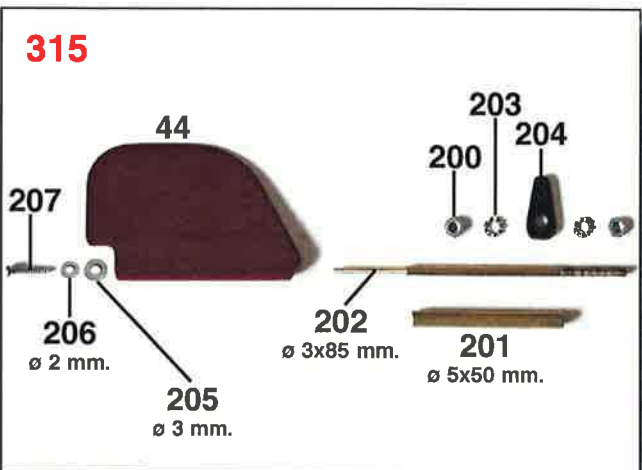



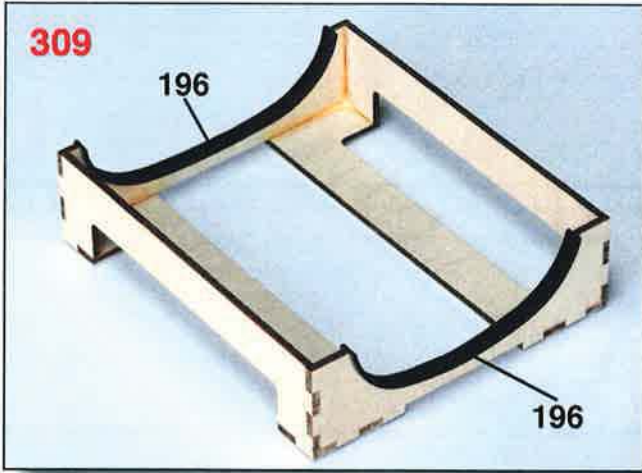



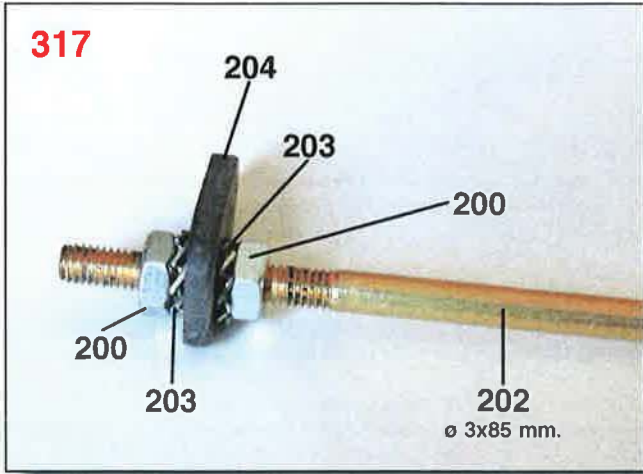















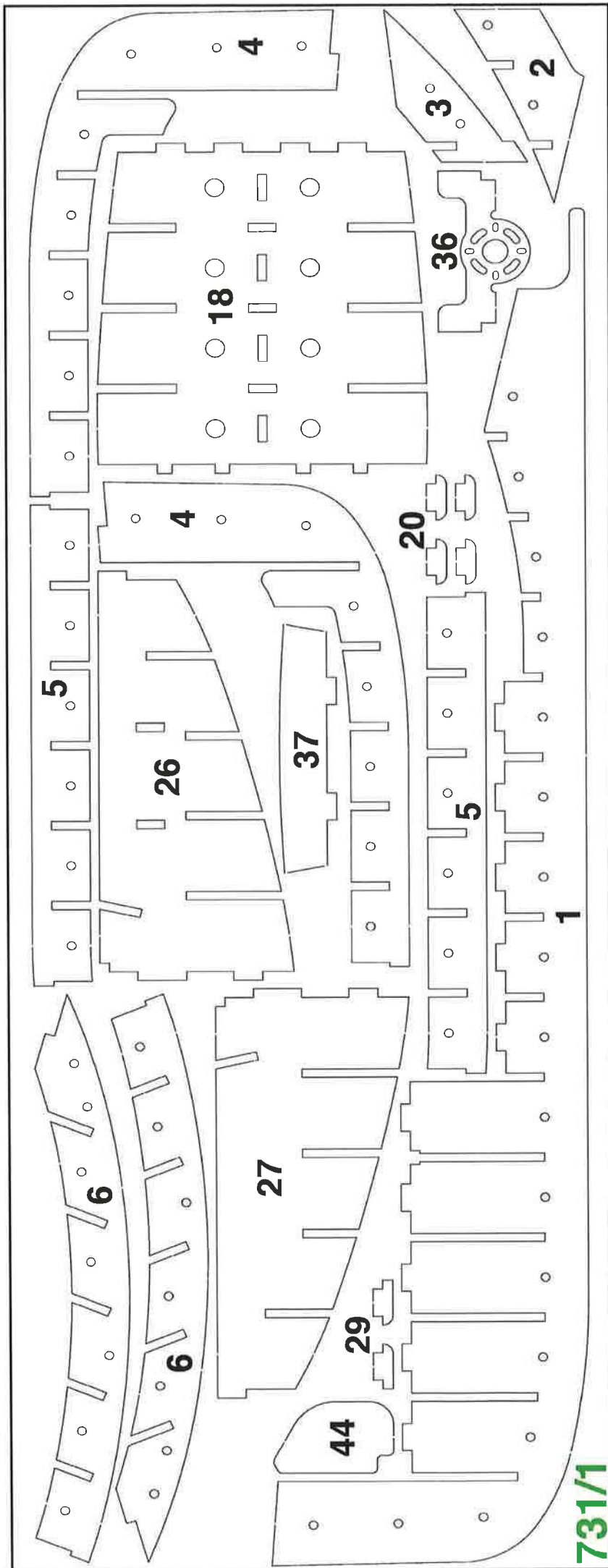




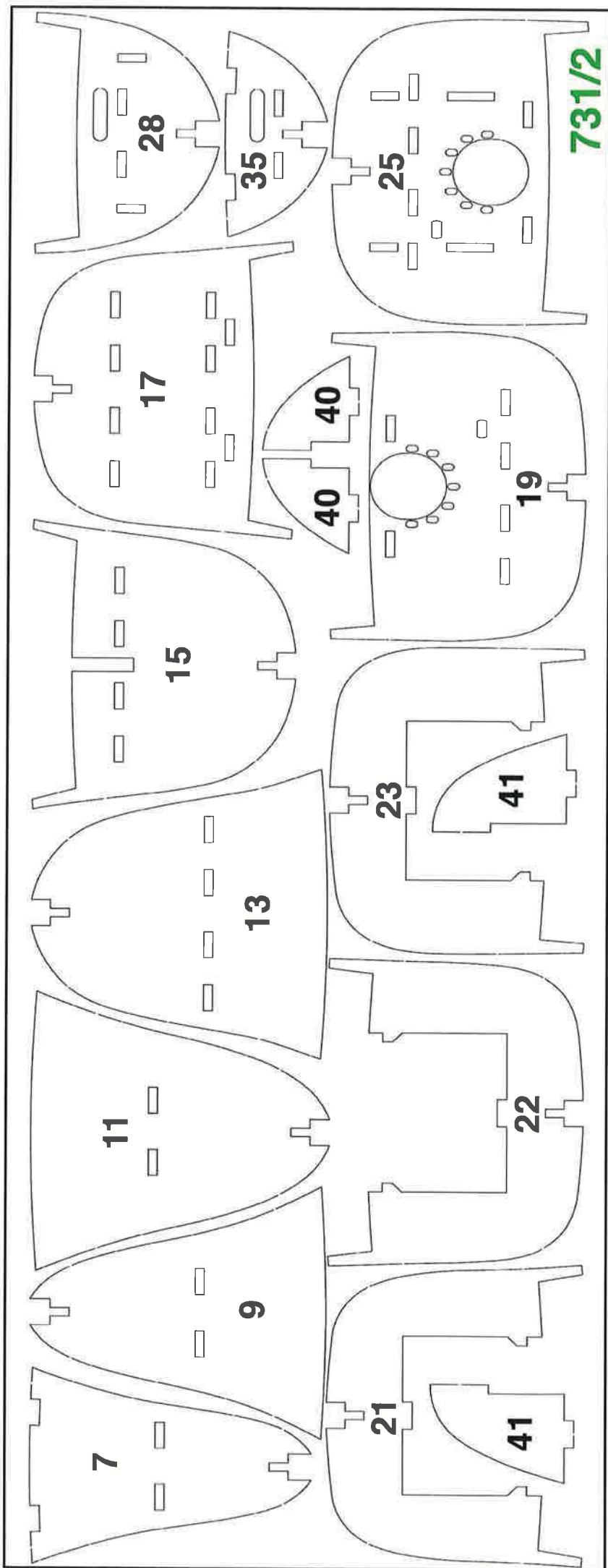


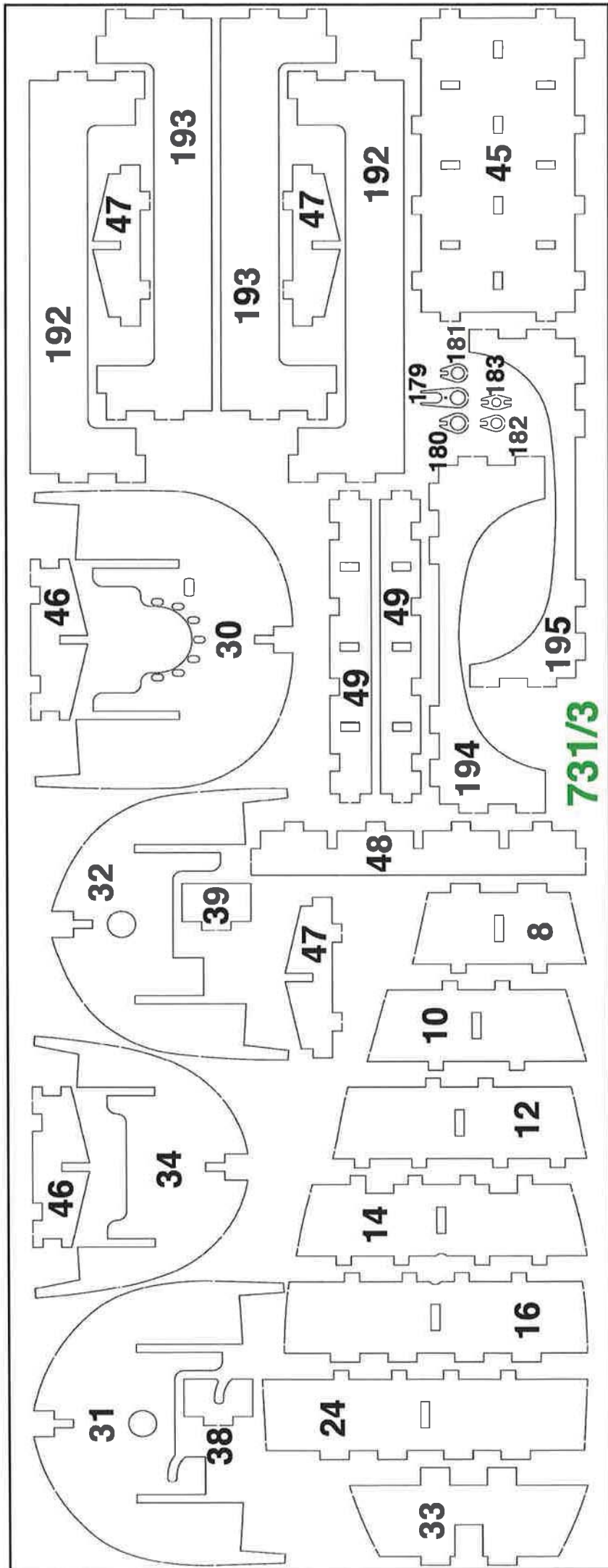


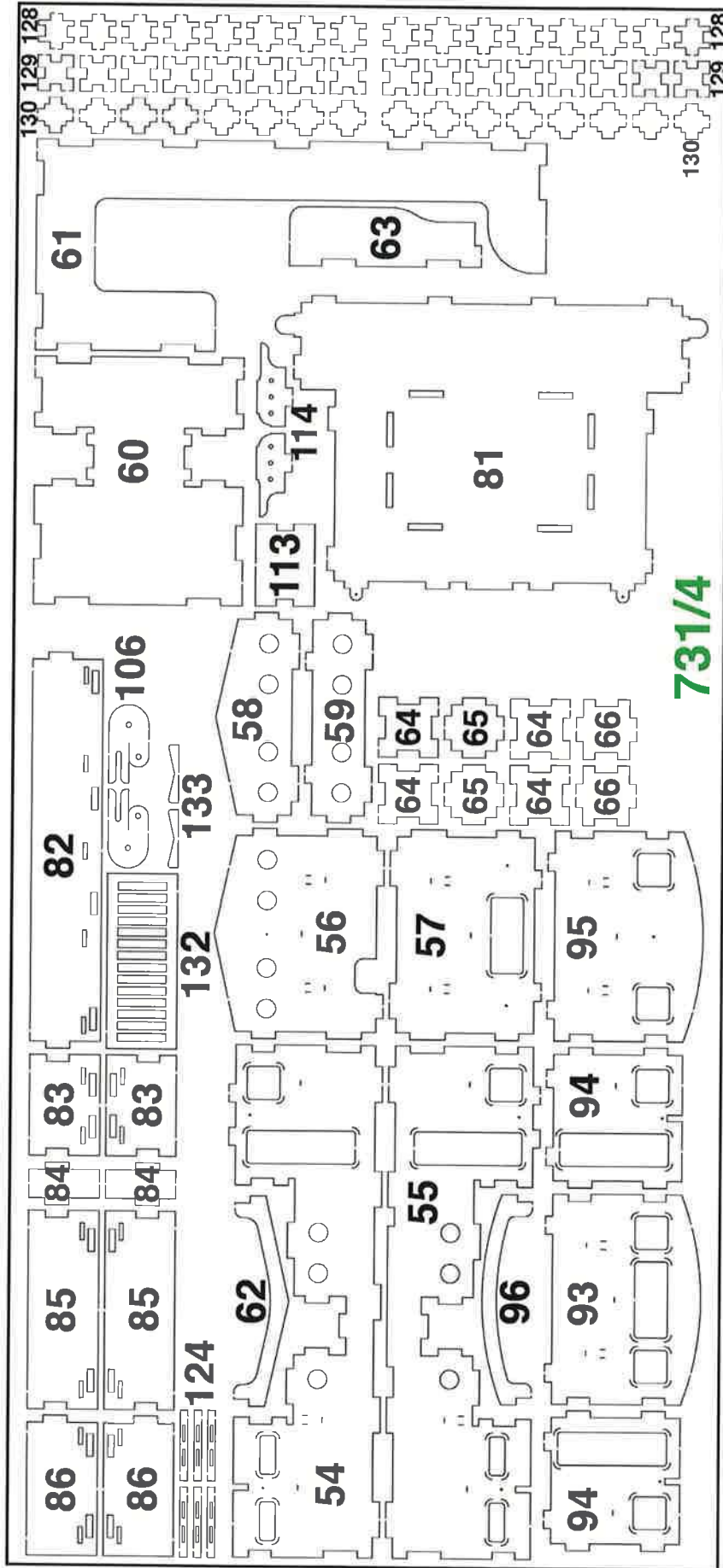


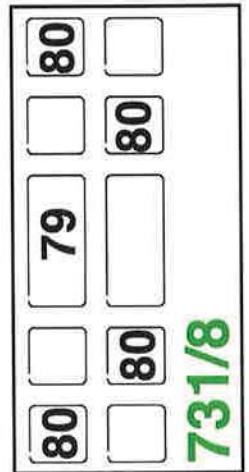
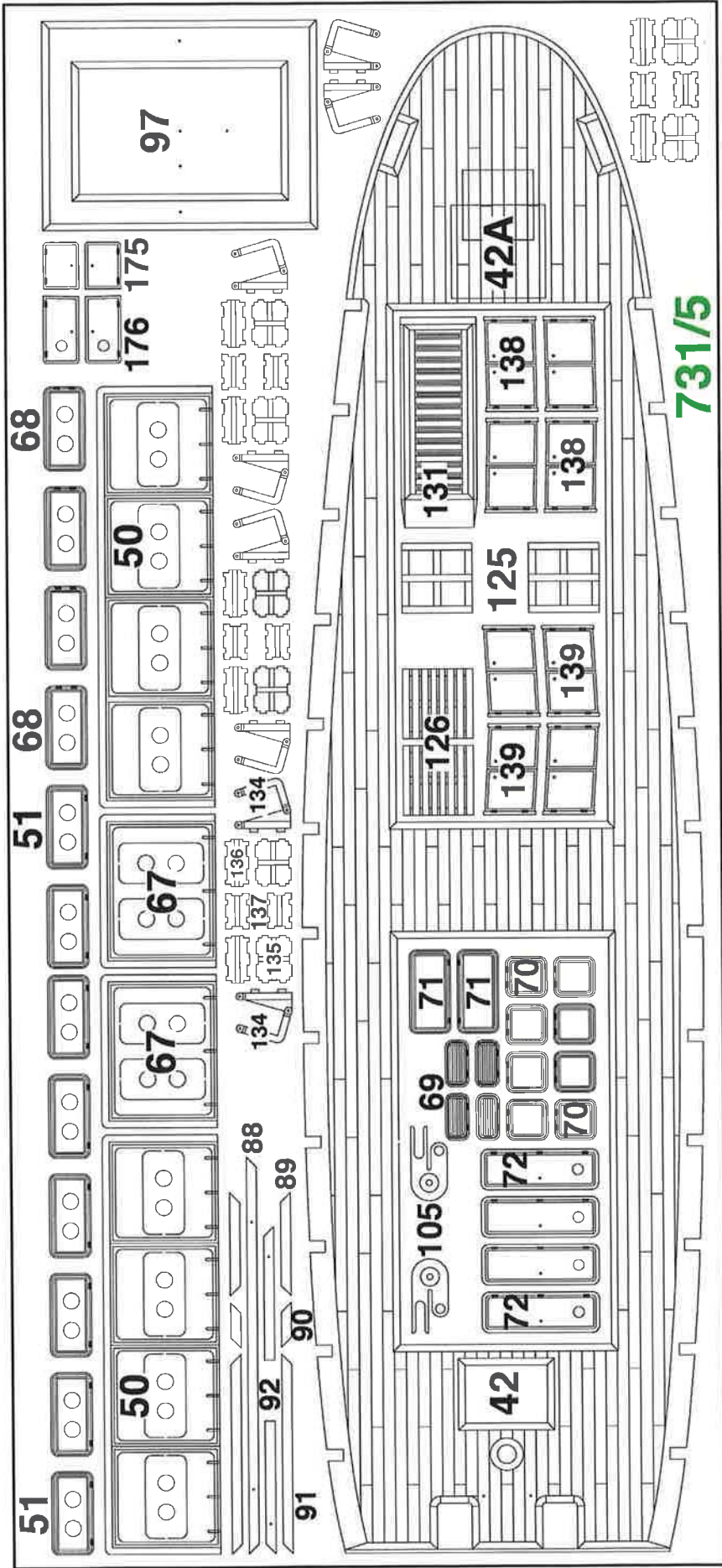


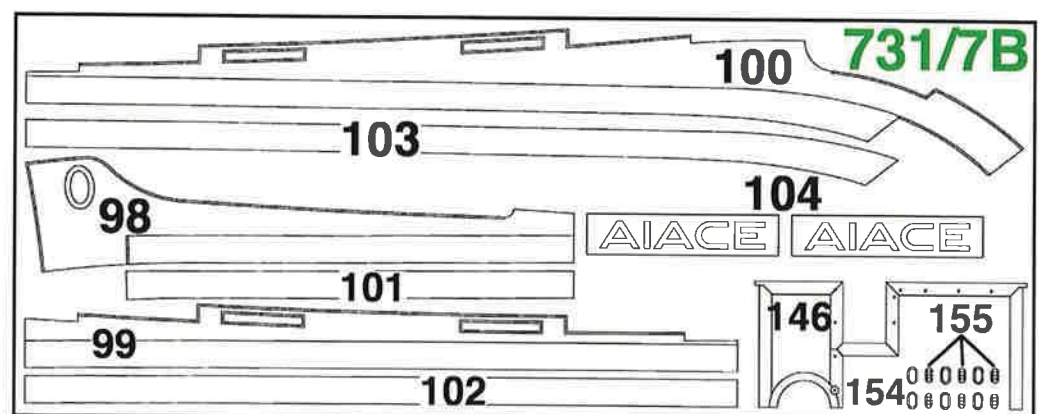
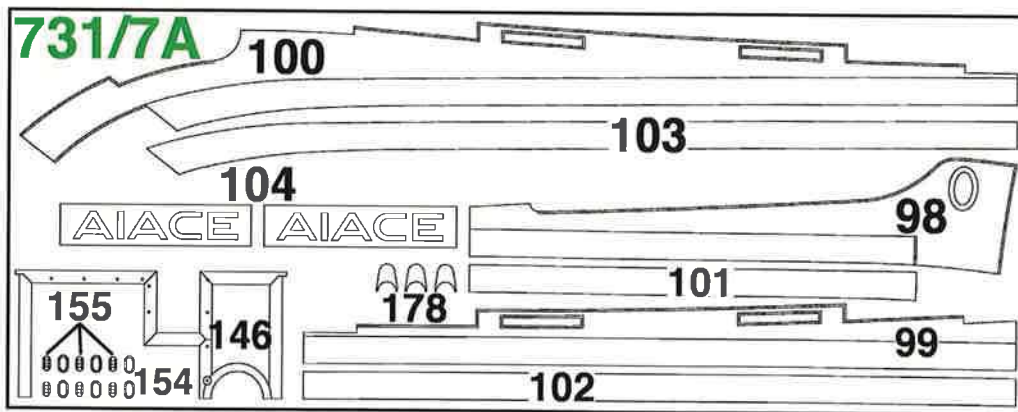
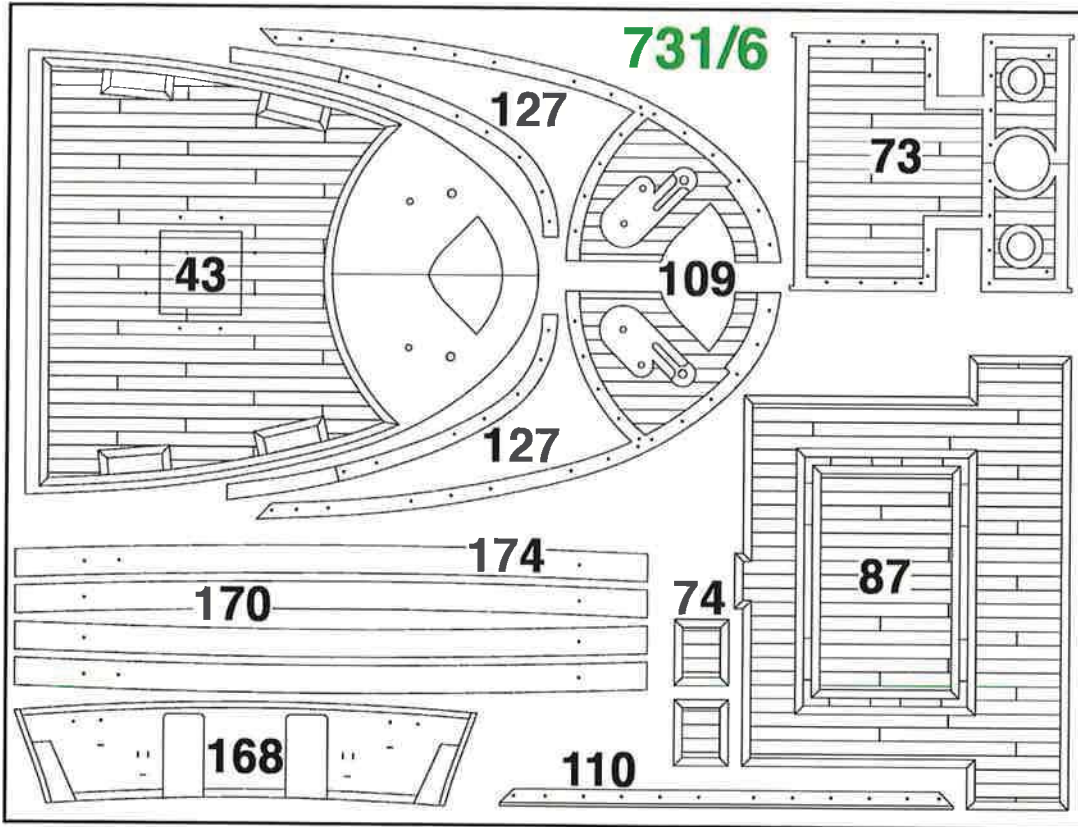
731/1











82	LISTA DEI MATERIALI	MATERIAL LIST	MATERIALLISTE	LISTE DI MATÉRIEL	MATERIALENLIJST	LISTA DE MATERIALES	mm.	Quan. Anz.	Disegno N.
	Descrizione	Description	Beschreibung	Description	Beschrijving	Descripcion	Aan.	Ident N. Nr.	
	Tavola compensato 731/1	Plywood board 731/1	Sperrholzplatte 731/1	Planche contreplaqué 731/1	Plaat triplex 731/1	Tabla chapa 731/1	5x300x925	1	1-2-3-4-5-6-18-20-26-27-29-36-37-44
	Tavola compensato 731/2	Plywood board 731/2	Sperrholzplatte 731/2	Planche contreplaqué 731/2	Plaat triplex 731/2	Tabla chapa 731/2	5x300x925	1	7-9-11-13-15-17-19-21-22-23-25-28-35-40-41
	Tavola compensato 731/3	Plywood board 731/3	Sperrholzplatte 731/3	Planche contreplaqué 731/3	Plaat triplex 731/3	Tabla chapa 731/3	5x300x925	1	8-10-12-14-16-24-30-31-32-33-34-38-39-45-46-47-48-49-179-180-181-182-183-192-193-194-195
	Tavola compensato 731/4	Plywood board 731/4	Sperrholzplatte 731/4	Planche contreplaqué 731/4	Plaat triplex 731/4	Tabla chapa 731/4	3x300x690	1	54-55-56-57-58-59-60-61-62-63-64-65-66-81-82-83-84-85-86-93-94-95-96-106-113-114-124-128-129-130-132-133
	Tav. laser-incisa 731/5	Laser engraved sheet 731/5	Laser eingeschnitten 731/5	Planche laser-gravée 731/5	Laser ingesneden plank 731/5	Tabla laser grabó 731/5	1,5x300x690	1	42-42A-50-51-67-68-69-70-71-72-88-89-90-91-92-97-105-125-126-131-134-135-136-137-138-139-175-176
	Tav. laser-incisa 731/6	Laser engraved sheet 731/6	Laser eingeschnitten 731/6	Planche laser-gravée 731/6	Laser ingesneden plank 731/6	Tabla laser grabó 731/6	1,5x300x410	1	43-73-74-87-109-110-127-168-170-174
	Tav. laser-incisa 731/7A	Laser engraved sheet 731/7A	Laser eingeschnitten 731/7A	Planche laser-gravée 731/7A	Laser ingesneden plank 731/7A	Tabla laser grabó 731/7A	0,6x150x390	1	98-99-100-101-102-103-104-146-154-155-178
	Tav. laser-incisa 731/7B	Laser engraved sheet 731/7B	Laser eingeschnitten 731/7B	Planche laser-gravée 731/7B	Laser ingesneden plank 731/7B	Tabla laser grabó 731/7B	0,6x150x390	1	98-99-100-101-102-103-104-146-154-155
	Tav. laser-incisa 731/8	Laser engraved sheet 731/8	Laser eingeschnitten 731/8	Planche laser-gravée 731/8	Laser ingesneden plank 731/8	Tabla laser grabó 731/8	0,5x44x120	1	79-80
	Listelli tiglio	Lime wood strips	Lindenholzleisten	Listeaux en tilleul	Strips in l indehout	Tiras de madera	1,5x6x925	130	
	Listelli	Strips	Leisten	Longerons	Liggers	Tiras	0,5x3x600	6	
	Tondini	Dowels	Rundstäben	Ronds	Rondhout	Varilla	ø 8x320	1	
	Tondini	Dowels	Rundstäben	Ronds	Rondhout	Varilla	ø 6x210	1	
	Tondini	Dowels	Rundstäben	Ronds	Rondhout	Varilla	ø 5x16	21	
	Tondini	Dowels	Rundstäben	Ronds	Rondhout	Varilla	ø 4x110	7	
	Carta Modelspan	Paper Modelspan	Papier, Modelspan	Papier Modelspan	Papier, Modelspan	Papel Modelspan	500x1200	1	
	Chiodini in ottone	Brass nails	Drahtstifte, Messing	Clous en laiton	Nagels	Clavos	ø 0,7	200	

LISTA DEI MATERIALI / MATERIAL LIST		MATERIALLISTE		LISTE DI MATÉRIEL		MATERIALENLIJST		LISTA DE MATERIALES		mm.	Quan. Anz.	Disegno N.
Descrizione	Description	Beschreibung	Description	Beschrijving	Descripción	Aan.	Ident N. Nr.	Descrpcion			Ident N. Nr.	
Oblò ottone	Air port	Messingluke	Hublots en laiton	Patrijspoorten	Ojo de buey de latón	ø 10	18				75	
Vetri x oblò	Glasses	Gläser für die Luken	Verres	Patrijspoortglazen	Vidrio para ojo de buey	ø 7	18				76	
Oblò ottone	Air port	Messingluke	Hublots en laiton	Patrijspoorten	Ojo de buey de latón	ø 8	24				52	
Vetri x oblò	Glasses	Gläser für die Luken	Verres	Patrijspoortglazen	Vidrio para ojo de buey	ø 5	24				53	
Oblò ottone	Air port	Messingluke	Hublots en laiton	Patrijspoorten	Ojo de buey de latón	ø 6	6				77	
Vetri x oblò	Glasses	Gläser für die Luken	Verres	Patrijspoortglazen	Vidrio para ojo de buey	ø 3	6				78	
Argano	Capstan	Gangspil	Cabestan	Kaapstaander	Cabrestante	ø 6x9	2				108	
Rondella	Whasher	Unterlagscheibe	Rondelle	Tussenplaatje	Arandela	ø 4	2				107	
Catena	Chain	Kette	Chaîne	Ketting	Cadena	2,5x1000	1				111	
Ancore	Anchors	Anker	Ancre	Ankers	Anclas	-	2				112	
Perni ottone	Brass pins	Messingdrähte	Axe en laiton	Pins in messing	Eje de latón	ø 2x35	3				115	
Perni ottone	Brass pins	Messingdrähte	Axe en laiton	Pins in messing	Eje de latón	ø 2x45	2				116	
Motore argano	Engines	Motoren	Moteur	Motoren	Motore	-	2				117	
Avvolgicavo argano	Brass barrels	Trommelwindenkabel	Galets en laiton	Koperen lopen	Enrollacable	-	4				118	
Campana avvolgicavo	Brass reel	Messing-Kabelwinde	Cloche enroule-cable	Koperen reel	Campana enrollacable	-	4				119	
Colonnina	Stanchions	Stützen	Batayoles	Paaltjes	Puntales	-	3				120	
Ingranaggio Grande	Big casted gear	Große Gußzahnräder	Pignon grand	Grote tandwielen	Engranaje grande	-	2				121	
Ingranaggio Piccolo	Small casted gear	Kleine Gußzahnräder	Pignon petit	Kleine tandwielen	Engranaje pequeño	-	2				122	
Vite senza fine	Transmission screws	Einlaßschrauben	Vis de transmission	Transmissie schroeven	Tornillos sinfin de latón	-	2				123	
Anelli ottone	Brass rings	Ösenringe	Anneaux en laiton	Koperen ringen	Argollas de cobre	ø22x20x3	6				140	
Golfare	Eyebolt	Augenbolzen	Piton	Oogvijs	Cáncamo	-	35				141	
Tubo alumin. Grande	Big aluminum tube	Großes Aluminiumrohr	Grand tube en aluminium	Grote aluminium buis	Tubo de aluminio grande	ø 20x150	1				142	
Maniche a vento	Ventilators	Windhosen	Prise d'air	Luchtinlaten	Mangas de viento	-	2				143	
Tubo alumin. Piccolo	Small aluminum tube	Kleine Aluminiumrohr	Petit tube en aluminium	Kleine aluminium buis	Tubo de aluminio pequeño	ø 10x85	1				144	
Piede d'albero	Mast-foot	Mastfuß	Pied de mât	Mastvoetstuk	Pie de mástil	ø 10	2				145	
Candelieri 2 fori	Two ball stanchion	Relingstützen 2 Züge	Batayole à 2 boules	Relingpijlers met 2 ogen	Pilar a 2 agujeros	-	82				147	
Filo ottone	Brass wire	Messingdräht	Fil en laiton	Koper draad	Cable de cobre	ø 0,8x3000	1				148	
Canapa nera	Black rope	Takeigarn Schwarz	Cordage noir	Donker touw	Cuerda, color negro	ø 0,75	10 mt				149	
Montanti scala DX	Right ladder sides	Treppenholme rechts	Echeilles droites	Rechter ladder zijden	Lateral derecho escalera	2x3x60	4				150	
Montanti scala SX	Left ladder sides	Treppenholme links	Echeilles gauches	Linker ladder zijden	Lateral izquierdo escalera	2x3x60	4				150	
Fanale	Lamp	Suchschienwerfer	Phare	Lamp	Luz	-	4				151	
Luce di gabbia	Top lantern	Toplaterne	Feu de mât	Mastlamp	Luces	-	2				152	
Piede di landa	Chain plate	Puttingsbeschlag	Latte de hauban	Volleding	Cadenote	-	29				153	
Canapa nera	Black rope	Takeigarn Schwarz	Cordage noir	Donker touw	Cuerda, color negro	ø 0,25	1 mt				156	
Adesivo salvagenti	Life preserver strps	Streifen für Rettungsringe	Bandes pour les bouées	Repen voor de boeien	Tiras para salvavidas	-	12				157	
Salvagenti	Life preserver	Rettungsringe	Bouée de sauvetage	Reddingsboei	Salvavidas	-	12				158	
Testa estintori	Fire extinguisher head	Feuerlöscherkopf	Tête d'extincteur	Brandblusser hoofd	Cabeza extintor de incendios	-	12				159	
Corpo estintori	Fire extinguisher body	Feuerlöschkörper	Corps d'extincteur	Brandblusser lichaam	Cuerpo extintor de incendios	-	12				160	
Faro completo	Full lighthouse	Voller Leuchtturm	Phare complet	Complete koplamp	Faro lleno	-	1				161-162-163-164	
Tromba	Horn	Trompette	Trompette	Trompet	Trompeta	-	1				165	
Campana	Bell	Glocke	Cloche	Bel	Campana	-	2				166	
Tubo antenna	Brass tubing	Messingrohr	Tube en laiton	Messing buis	Tubo de la antena	ø 1,5x1x6	1				167	
Bitta	Bit	Poller	Bitte	Bolder	Bita	6x5,3	6				169	

LISTA DEI MATERIALI	MATERIAL LIST	MATERIALLISTE	LISTE DI MATÉRIEL	MATERIALENLIJST	LISTA DE MATERIALES	mm.	Quan. Anz.	Disegno N.
Descrizione	Description	Beschreibung	Description	Beschrijving	Description	Aan.	Ident N. Nr.	
Rete nera	Net	Netz	Filet	Net	Red	120x120	1	171
Candeliere 1 foro	One ball stanchion	Relingstützen, 1 Züge	Batayole à 1 boules	Relingpijlers met 1 ogen	Pilar a 1 agujeros	-	14	172
Canapa chiara	Clear rope	Takeigarn Grau	Cordage clair	Licht touw	Cuerda, color claro	Ø 0,50	5 mt	173
Barili alluminio	Aluminium barrels	Aluminiumfässer	Fûts en aluminium	Aluminium vaten	Barriles de aluminio	-	5	177
Piede d'albero	Mast-foot	Mastfuß	Pied de mât	Mastvoetstuk	Pie de mástil	Ø 8	1	184
Gancio	Hook	Haken	Crochet	Haken	Gancho	-	1	185
Pulegge ottone	Brass cording roller	Seilrollen, Messing	Poulies en laiton	Messing Katrollen	Polea de latón	Ø 3	5	186
Anelli ottone	Brass rings	Ösenringe	Anneaux en laiton	Koperen ringen	Argollas de cobre	Ø 3	3	187
Palle ottone	Brass balls	Bälle, Messing	Boules en laiton	Kogels in messing	Bolas de latón	Ø 2	3	188
Occhiello brunito	Brunished eye-lets	Augbolzen, bruniert	Piton en métal bruni	Zwarte oogvijzen	Ojal bruñido	-	16	189
Anelli ottone	Brass rings	Ösenringe	Anneaux en laiton	Koperen ringen	Argollas de cobre	Ø 4	9	190
Arridatoi	Turnbuckle	Spannschlösser	Ridoir	Spanner	Torniquete	-	4	191
Nastro adesivo	Tape	Klebeband	Bande	Kleeftband	Cinta adhesiva	-	1	196
Guaina asse elica	Axle guides	Hüllen der Schraube	Tube d'hélice	Buis	Vaina eje de la hélice	Ø 5x129	1	197
Asse elica	Propeller axle	Propellerwelle	Arbre d' hélice	Schroefas	Eje de la hélice	Ø 3x165	1	198
Elica	Propeller	Luftschraube	Hélice	Schroef	Hélice	-	1	199
Dado M3	Nut, M3	Mutter, M3	Ecrou M3	Moer, M3	Tuerca M3	-	3	200
Guaina timone	Rudder guides	Hüllen für Steuerruder	Tube de timon	Buis	Vaina timón	Ø 5x50	1	201
Asse timone	Rudder axle	Brett für Steuerruder	Arbre de timon	Roerars	Eje de timón	Ø 3x85	1	202
Rondella Grower	Grower washer	Unterlagscheibe mit Zahnscheibe	Rondelle Grower	Sluitring	Arandela Grower	Ø 3	2	203
Squadretta timone	Rudder arm	Rudderhebel	Guignol de gouvernail	Roer hevel	Timón cuadrado	-	1	204
Rondella	Washer	Unterlagscheibe	Rondelle	Tussenplaatje	Arandela	Ø 3	1	205
Rondella	Washer	Unterlagscheibe	Rondelle	Tussenplaatje	Arandela	Ø 2	1	206
Vite TC	Screw, TC	Schraube, TC	Vis TC	Schroef, TC	Tornillo TC	2,2x9,5	1	207
Bandiera	Flag	Flagge	Drapeau	Vlagge	Bandera	-	1	208
Libretto istruzioni	Instruction book	Anleitungen	Instructions	Handleiding	Libro de instrucciones	-	1	-