




Art. 611



BOUNTY
"Le Piccole"

1015



1016



Art. 1015 SUPER-GLUE

Colla vinilica rapida
White glue
Wasserfester weißleim
Colle blanche
Witte houtlijm
Cola vinilica rápida

Art. 1016 ALI-GLUE

Colla alifatica rapida
Aliphatic glue
Wasserfester aliphaticleim
Colle aliphatique
Alifatische houtlijm
Cola alifática rápida



Cianoacrilato
Super glues
Sekundenkleber
Colles cyanoacrylates
Secondenlijm
Cianoacrilato

Art. 1565 20 gr.

Art. 1020 100 cc.

Vernice di fondo trasparente per legno
Clear primer for wood
Porenfüller, farblos für Holz
Bouche-pores pour bois
Primer & porienvuller voor hout
Barniz de fondo transparente para madera

Art. 1022 100 cc.

Stucco - Putty - Spachtel
Mastic - Vulmiddel - Masilla



Art. 1740
Set

Colori acrilici ad acqua per modellismo navale
Wash up acrylic paint for ship builder
Die Acrylic Farbe Seifenwasser für Schiffsmodelle
Couleurs acryliques à base d'eau pour modélisme naval
Acrylkleuren voor modelbouw-water oplosbaar
Pinturas acrílicas al agua para modelismo naval

Art. 1750 bianco - white - weiß - blanc - wit - blanco
Art. 1751 nero - black - schwarz - noir - zwart - negro
Art. 1752 giallo - yellow - gelb - jaune - geel - amarillo
Art. 1753 rosso - red - rot - rouge - rood - rojo
Art. 1754 blu - blue - blau - bleu - blauw - azul
Art. 1755 ocra - ochre - ocker - ocre - oker - ocre

Attrezzatura: Per la costruzione del primo stadio costruttivo di questo modello, lo scafo, abbiamo bisogno di alcuni attrezzi che Vi elenchiamo. Martello piccolo - Tagliabalsa con lame molto affilate - Serie limette - Rastrema listelli - Serie tamponi a carta vetrata - Carta vetrata grossa e fine - Serie spilli con testa - 6 pinzette di legno - 1 pennello. Se alcuni di questi utensili Vi dovesse mancare, li potrete acquistare dal Vostro negoziante, sulla base del catalogo attrezzistica, contenuto nella scatola.

Tools: To build this first steps of the model or hull, below is listed some of tools needed. Small hammer - Cutter with sharp blades - Set of files - Strip clamp machine - set of sanding sticks - 2 grades of sand paper - Set of headed pins - 6 pegs - one brush.

If you do not have some of these tools, you can buy them at your local hobby shop, following our tool catalogue supplied with the kit.

Werkzeug: Für den Bau der ersten Konstruktionsphase dieses Modells, dem Rumpf, benötigt man folgende unten angeführte Werkzeuge.

Ein kleiner Hammer - einen Sockelschneider mit sehr scharfen Klingen - einen Satz Feilen - eine Vorrichtung zur Verjüngung der Leisten - einen Satz Schmirgelkissen - grobes und feines Sandpapier - einen Satz Stecknadeln - 6 Holzpinzetten - 1 Pinsel. Sollten Ihnen einige dieser Werkzeuge fehlen, können Sie diese bei Ihrem Händler anhand des Zubehörkatalogs, welcher Ihrer Verpackung beigelegt ist, erwerben.

Équipement: Pour la construction du premier stade de construction de ce modèle, la coque, nous avons besoin de quelques outils que nous vous énumérons: Un petit marteau - un couteau à balsa avec des lames très tranchantes - une série de petites limes - l'étai à lattes - une série de cales à poncer - du papier de verre de grain gros et fin - une série d'épingles avec tête - 6 pincettes de bois - 1 pinceau.

Si quelques uns de ces outils devait vous manquer, vous pourrez les acquérir chez votre revendeur, sur la base du catalogue d'outillage, contenu dans la boîte.

De uitrusting: Voor de bouw van het eerste stadium van bouw van dit model, de schaal, hebben wij enkele werktuigen nodig die wij u opsommen: Een kleine hamer - mes voor balsahout met zeer snijdende plaatjes - een reeks van kleine vijlen - de bankschroef voor lijstjes - een reeks schuurpapier ruw en fijn - een reeks spelden met hoofd - 6 tangetjes in hout - 1 penseel. Als enkele deze werktuigen u moesten gebrek hebben aan, zult u ze kunnen verkrijgen bij uw kleinhandelaar, op basis van de catalogus van werktuigen, catalogus geleverd in de doos.

Equipamiento: Para la construcción de la primera fase de este modelo, el casco, es necesario emplear algunas herramientas que pasamos a enumerar. Martillo pequeño - Cúter con las hojas muy afiladas - Varias limas - Ahusador de listones - Varios tapones de papel de lija - Papel de lija grueso y fino - Varios alfileres con cabeza - 6 pinzas de madera - 1 pincel. Si le hace falta alguna de estas herramientas, podrá adquirirla en su tienda habitual, en base al catálogo de utensilios, que se encuentra dentro de la caja.

Carta vetrata - Sand-paper - Schleifpapier
Papier de verre - Schuurpapier
Brusni papir - Papel de lija

Art. 8011 grana - grain - Körnung
korrel - gradacija - grano 80
Art. 8012 grana - grain - Körnung
korrel - gradacija - grano 180



23x27 cm.

Art. 8297



Martello professionale - Hammer - Hammer
Marteau professionnel - Professionele Hamer
Martillo profesional



Levigatori a carta vetrata doppia faccia - Double face sanding stick
Schleifer mit 2-Schleifpapieren - Stick à poncer double face
Schurrblok voor 2-zydig schuurpapier - Pulidor de hoja de doble lija

Grana - Grain - Körnung - Korrel - Grano 80 e 220
Art. 8190 mm 20x80 Art. 8191 mm 30x100
Art. 8192 mm 40x120 Art. 8193 mm 50x140
Art. 8194 mm 60x160
Art. 8195 Serie 5 pezzi - Set of 5 pieces - Satz 5 stück
Assortiment de 5 pièces - Serie 5 piezas

Rastremalistelli e supporto scafo - Strip clamp & hull holder
Leistenschneider und kielklemme
Etau pour listeau et fixation de quille
Klamp voor fatten en kielhouder
Ahusador de listones y soporte del casco



Art. 8155

Art. 8160

Tornio elettrico per legno - Wood working lathe
Holz-DrehbanTour a bois
Electrische houtdraaibank
Torno eléctrico para madera



Art. 8263

Coltello leggero in alluminio - Light alu knife
Messer Leichte Ausführung
mit Aluminiumgriff
Couteau léger
en aluminium
Licht mes
in aluminium
Cuchillo ligero de aluminio

Art. 8200 5P.

Lama inclinata
Ersatzklingen
Long angled blade
Lame inclinée
Schuin blad
Cuchilla inclinada



Art. 8300

Serie limette con impugnatura - Set of files with handle
Nadelfeilen-Set - Set limes avec manche
Set van vijlen met heft - Varias limas con empuñadura

Spilli da lavoro
Plastic-head pins
Stecknadeln
Epingles à tête en
plastique
Steeknaalden
Alfileres de trabajo



Art. 2476

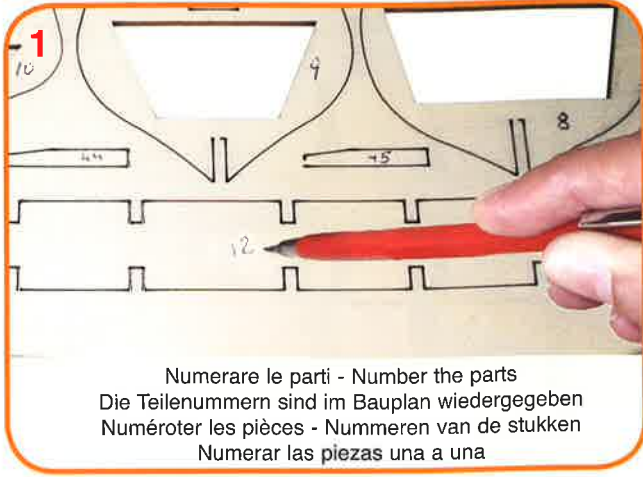
Art. 8178

Mollette di serraggio
Pegs - Pincas - Klammern
Knijpers - Pinzas de sujeción

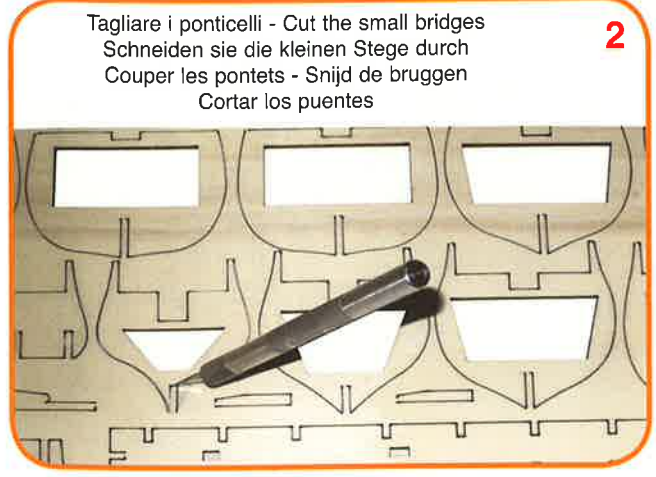


Art. 1556

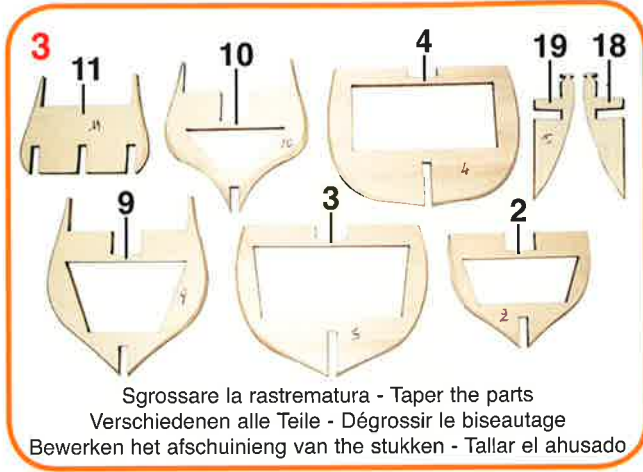
Pennello - Brush - Pinsel - Piceau - Borstel - Pincel



1
 Numerare le parti - Number the parts
 Die Teilenummern sind im Bauplan wiedergegeben
 Numérotter les pièces - Nummeren van de stukken
 Numerar las piezas una a una




2
 Tagliare i ponticelli - Cut the small bridges
 Schneiden sie die kleinen Stege durch
 Couper les pontets - Snijd de bruggen
 Cortar los puentes




3
 Sgrossare la rastrematura - Taper the parts
 Verschiedenen alle Teile - Dégrossir le biseautage
 Bewerken het afschuijnig van the stukken - Tallar el ahusado



4
 Pulire l'incastro delle ordinate
 Clean the slot of frames
 Reinigen Sie den Schlitz die Spanten
 Nettoyer le joint de les couples
 Reinig het gewricht van de bestelde
 Limpiar el conjunto de la cuadernas




5
 2 3 4 5 6 7 8 9 10 11
 1




6
 12

7



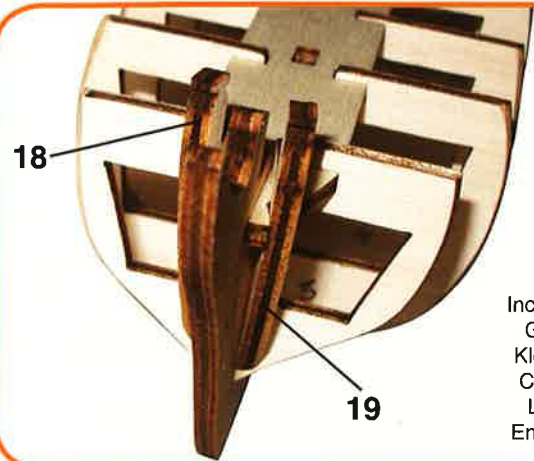
Incollare - Glue - Kleben - Coller - Lijm - Encolar

8




Incollare - Glue
Kleben - Coller
Lijm - Encolar

9




Incollare
Glue
Kleben
Coller
Lijm
Encolar

10




Incollare - Glue - Kleben - Coller - Lijm - Encolar

11






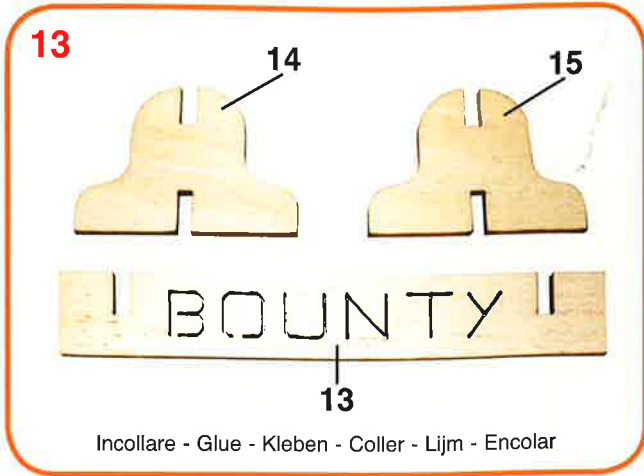


Incollare - Glue - Kleben - Coller - Lijm - Encolar

12



Incollare - Glue - Kleben
Coller - Lijm - Encolar



20




21



Listelli noce - Walnut strips
 Nußbaumleisten - Listeaux en noyer
 Strips notelaar - Listones de nogal
 1x3x280 mm

Incollare - Glue - Kleben - Coller - Lijm - Encolar


22



Listelli noce
 Walnut strips
 Nußbaumleisten
 Listeaux en noyer
 Strips notelaar
 Listones de nogal
 1x3x280 mm

Incollare - Glue - Kleben
 Coller - Lijm - Encolar

23



Listelli noce - Walnut strips - Nußbaumleisten
 Listeaux en noyer - Strips notelaar - Listones de nogal
 1x3x280 mm

24



Listelli noce - Walnut strips - Nußbaumleisten
 Listeaux en noyer - Strips notelaar - Listones de nogal
 1x3x280 mm

25



26

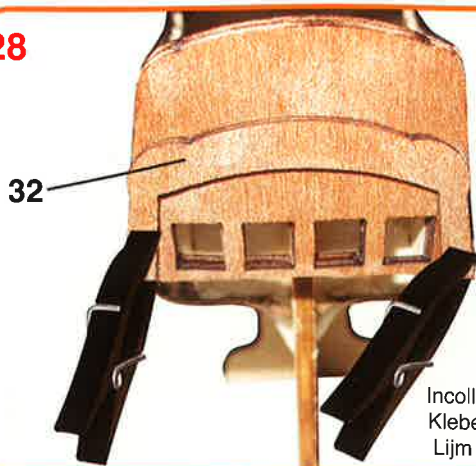


27




Listelli noce - Walnut strips - Nußbaumleisten - Listeaux en noyer - Strips notelaar - Listones de nogal
 1x3x280 mm

28



Incollare - Glue
 Kleben - Coller
 Lijm - Encolar

29



30



Stuccare - Putty - Verspachteln - Stuquer - Vullen - Estucar
Consigliato - Recommended - Empfohlen - Recommandé - Geadviseerd - Recomendado
Art. 1022

Carteggiare - Sand - Schleifen - Poncer - Schuur - Lijar

31



Proteggere con 3 mani di turapori Art. 1020 - Coat 3 times with sanding sealer Art. 1020 - Mantel 3mal mit Porenfüller Art. 1020
Protéger avec 3 mains de bouche-pores Art. 1020 - Bedekt 3 keer met het primer & porienvuller Art. 1020
Proteger con 3 manos de barniz de fondo Art. 1020

32



Listelli noce - Walnut strips
Nußbaumleisten - Listeaux en noyer
Strips notelaar - Listones de nogal
1,5x3x280 mm

33

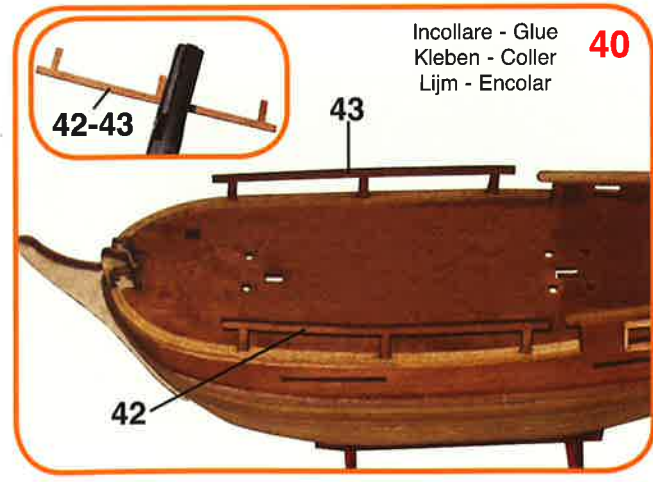

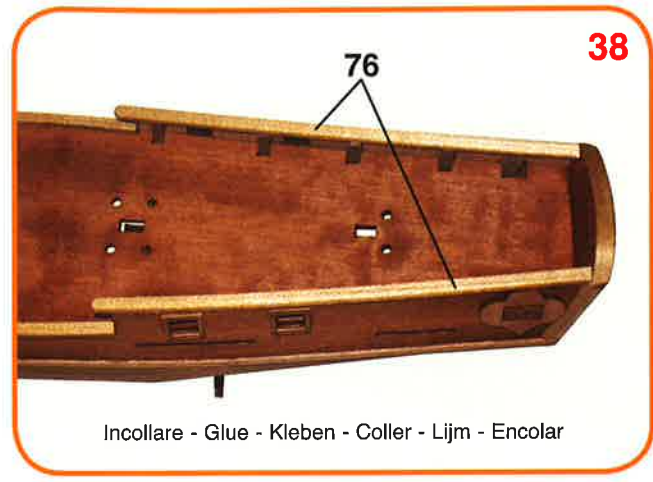

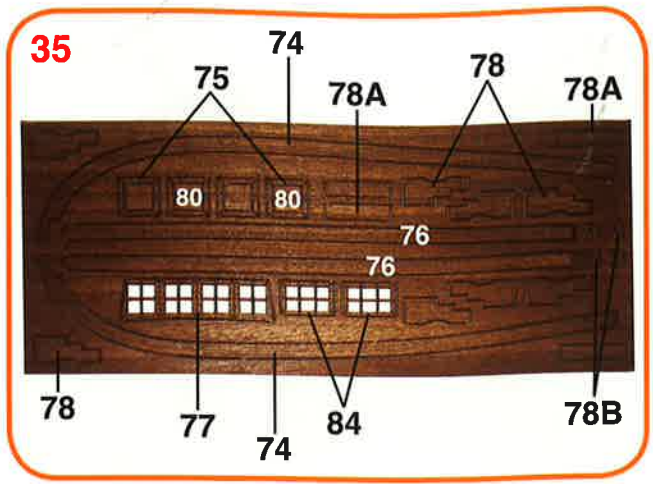



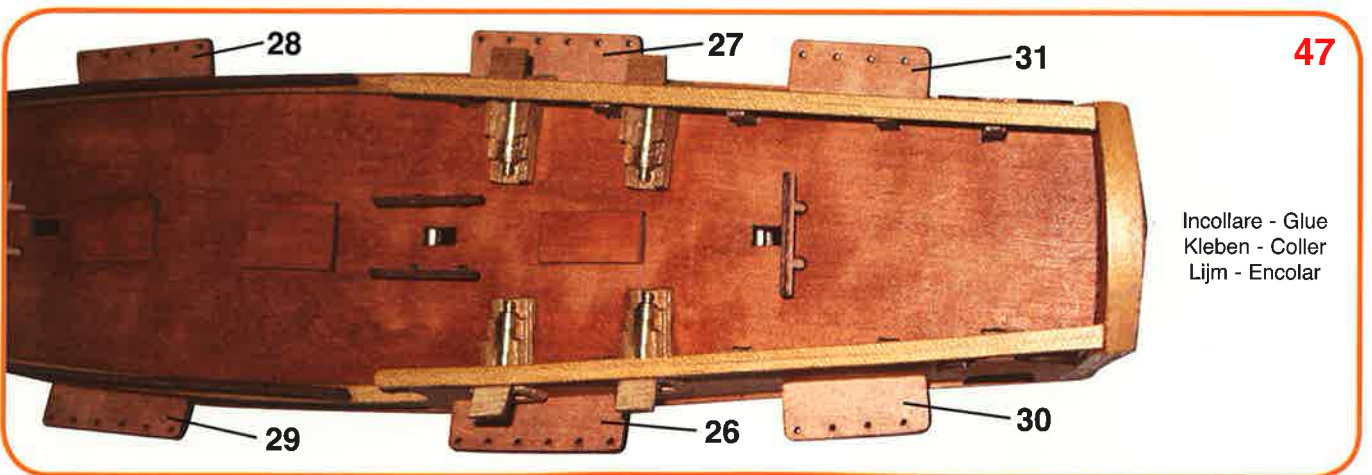
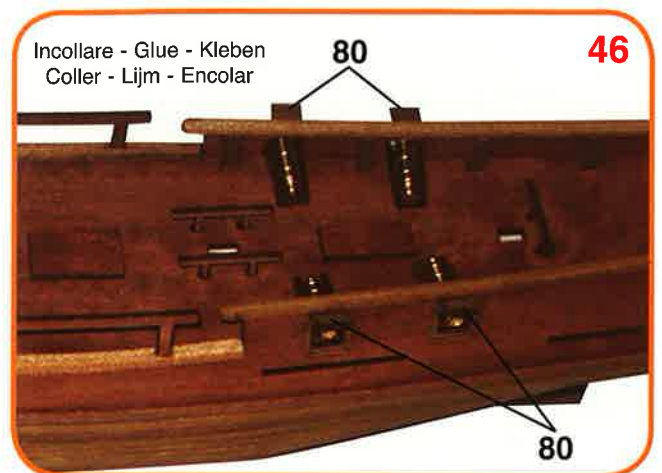

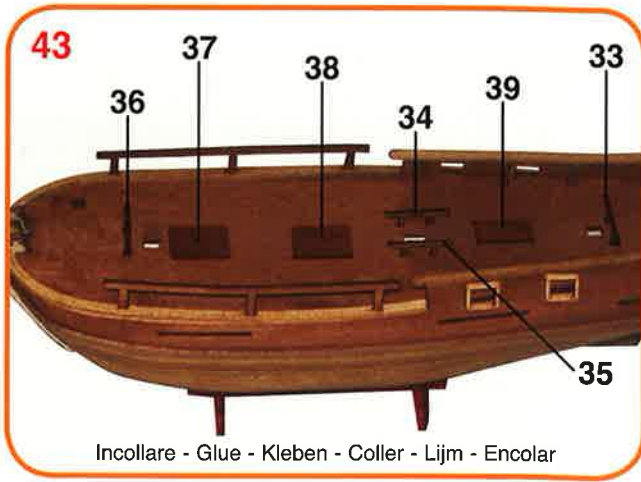
Listelli noce
Walnut strips
Nußbaumleisten
Listeaux en noyer
Strips notelaar
Listones de nogal
1x5 mm

34



Listelli noce
Walnut strips
Nußbaumleisten - Listeaux en noyer
Strips notelaar - Listones de nogal
1x5 mm





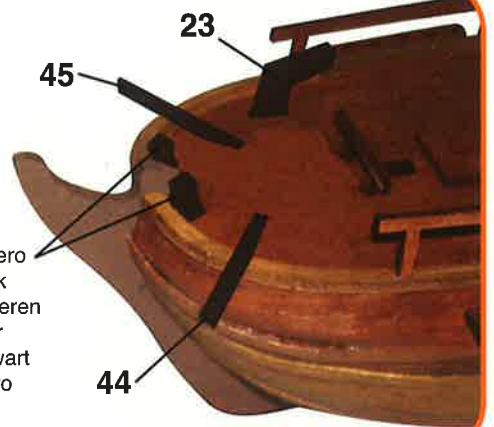
49



Verniciare nero - Paint black - Schwarz lackieren - Vernir noir
 Vernissen zwart - Pintar negro



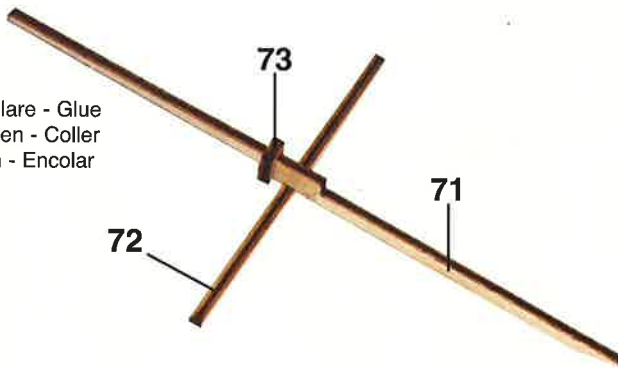
50



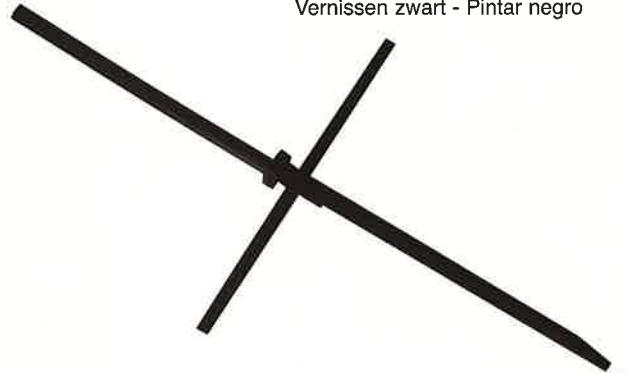
Verniciare nero
 Paint black
 Schwarz lackieren
 Vernir noir
 Vernissen zwart
 Pintar negro

51

Incollare - Glue
 Kleben - Coller
 Lijm - Encolar

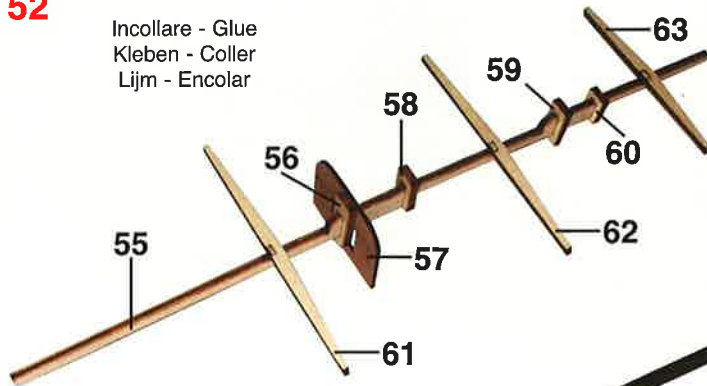


Verniciare nero - Paint black
 Schwarz lackieren - Vernir noir
 Vernissen zwart - Pintar negro




52

Incollare - Glue
 Kleben - Coller
 Lijm - Encolar

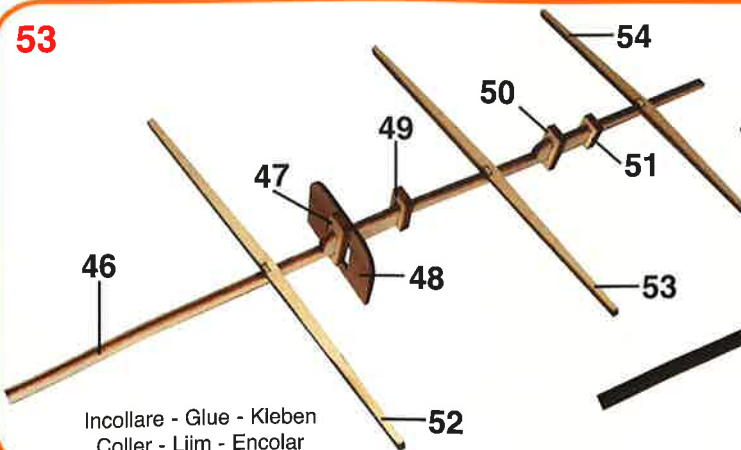


Verniciare nero - Paint black
 Schwarz lackieren - Vernir noir
 Vernissen zwart - Pintar negro



53

Incollare - Glue - Kleben
 Coller - Lijm - Encolar


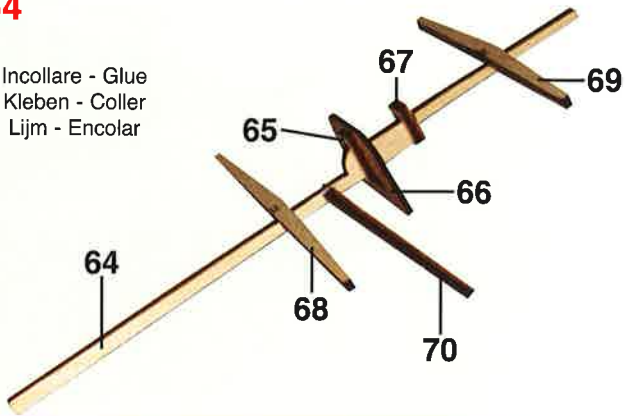


Verniciare nero - Paint black
 Schwarz lackieren - Vernir noir
 Vernissen zwart - Pintar negro




54

Incollare - Glue
Kleben - Coller
Lijm - Encolar



Verniciare nero - Paint black
Schwarz lackieren - Vernir noir
Vernissen zwart - Pintar negro

55

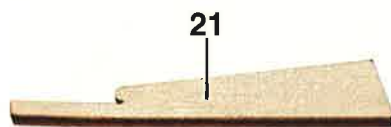


56





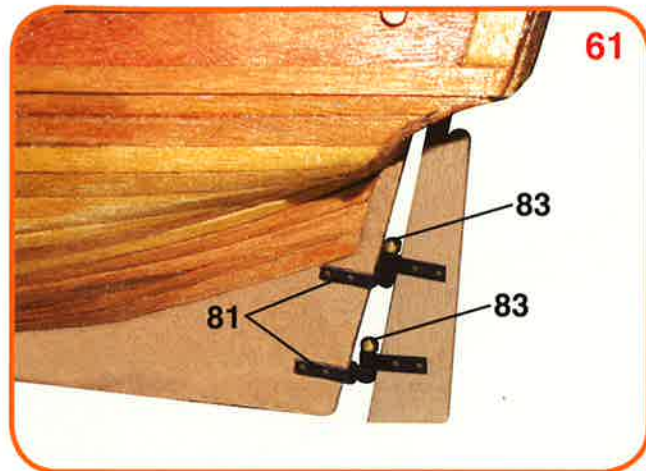

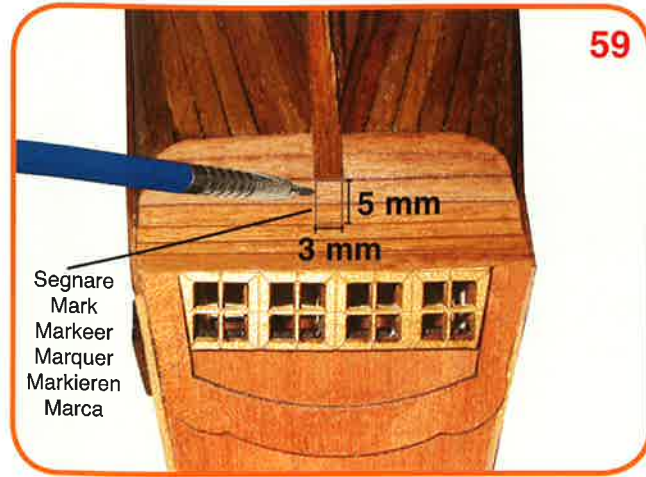
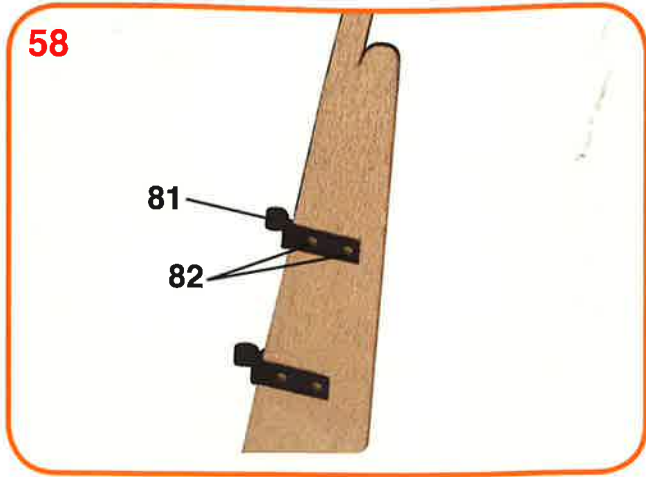
Verniciare rosso - Paint red - Rot lackieren - Vernir rouge
Vernissen rood - Pintar rojo


57




Verniciare noce anticato - Paint antique walnut
AntickeNußbaum lackieren - Vernir noyer ancienne
Vernissen antieke notelaar - Pintar nogal antigua











83



82

LISTA DEI MATERIALI	MATERIAL LIST	MATERIALLISTE	LISTE DI MATÉRIEL	MATERIALELIJST	LISTA DE MATERIALES	mm.	Quan. Anz.	Disegnon.
Descrizione	Description	Beschreibung	Description	Beschrijving	Descricion		Aan.	Ident N. Nr.
Tavola compensato	Plywood board	Sperrholzplatte	Planche contreplaqué	Plaaet triplex	Tabla chapa	3x150x360	1	2-3-4-5-6-7-8-9-10-11-12-16-17-18-19-21-23-44-45
Tavola compensato	Plywood board	Sperrholzplatte	Planche contreplaqué	Plaaet triplex	Tabla chapa	3x150x320	1	1-13-14-15-46-47-49-50-51-52-53-54-55-56-58-59-60-61-62-63-64-65-67-68-69-70-71-72-73
Tavola laser-incisa	Laser engraved sheet	Laser eingeschnitten	Planche laser-gravée	Laser ingesneden plank	Tabla laser grabó	1,2x150x360	1	20-22-24-25-26-27-28-29-30-31-32-33-34-35-36-37-38-39-40-41-42-43-48-57-66
Tavola laser-incisa	Laser engraved sheet	Laser eingeschnitten	Planche laser-gravée	Laser ingesneden plank	Tabla laser grabó	1x66x150	1	74-75-76-77-78-78A-78B-80-84
Listelli noce	Walnut strips	Nußbaumleisten	Listeaux en noyer	Strips notelaar	Listones de nogal	1x3x280	40	-
Listelli noce	Walnut strips	Nußbaumleisten	Listeaux en noyer	Strips notelaar	Listones de nogal	1,5x3x280	2	-
Listello noce	Walnut strip	Nußbaumleiste	Listeau en noyer	Strip notelaar	Listone de nogal	1x5x250	1	-
Canapa	Rope	Takelgarn	Cordage	Touw	Cañamo	ø 0,25	20 mt	-
Cannone	Barrels	Geschütz	Canons	Lopen	Cañón	15	4	79
Cerniere timone	Rudder hinges	Ruderscharniere	Charnière de gouvernail	Roerscharnieren	Bisagras de timón	-	4	81
Chiodini ottone	Brass nails	Drahtstifte, Messing	Clous en laiton	Nagels	Clavo de latón	-	16	82
Perni cerniere	Hinge pin	Wellen für Ruderscharniere	Axes de charnières	Scharnieren pinnen	Pernos de bisagras	-	2	83
Battute	Pintles	Fingerring	Pitons	Pintles	Perno	-	2	85
Libretto istruzioni	Booklet with instruct.	Anleitungen	Livret pour les instructions	Handleiding	Libro de instrucciones	-	1	-