


killerbody™

Stealth Mount

Used with any R/C car
NO.48059

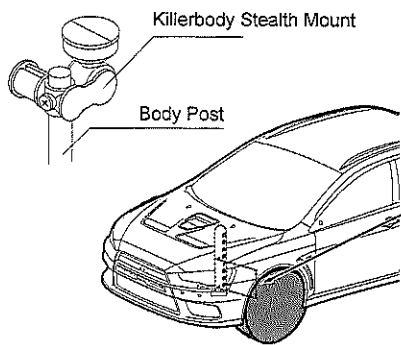
Before beginning assembly, please read these instructions thoroughly!



General Body Mount

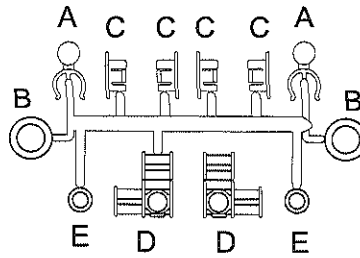
Killerbody Stealth Mount

Killerbody stealth mounts allow you to hide those ugly body posts. Give more scale look, and keeps body clean.



Reserve more than 20MM height from the roof to bottom

Cut off the Plastic Parts carefully



Double-sided tape

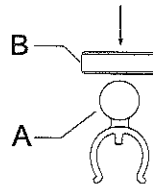


Screw

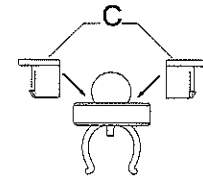
∅2X6mm ——— 4

∅3X10mm ——— 2

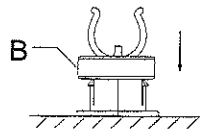
Press B into A



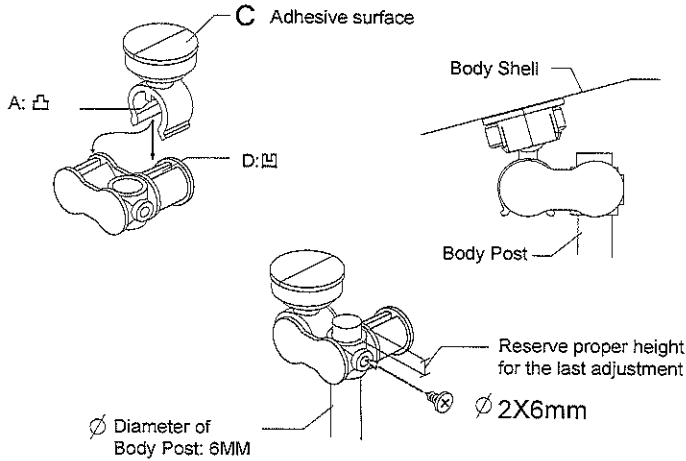
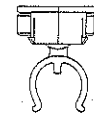
Install C into the part on step 1



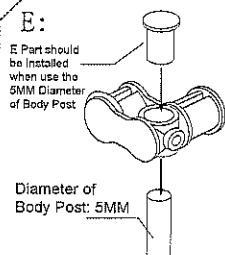
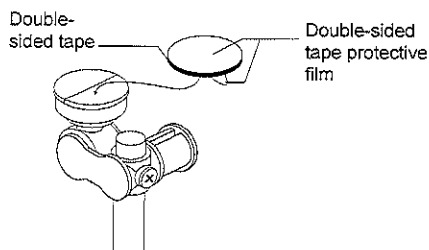
Turnover the part to press B



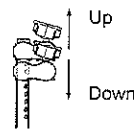
Installed



Before tape up the Double-sided tape, use a neutral detergent to remove any oil residues and dirt.



Adjust the height of body shell



To adjust the height of body shell

