

15
15
15
15
15



Discover the fascinating world of Team Corally Racing today



Cars
page 2-6



Engines
page 30



Tires
page 50-51



Chargers
page 6-17



Nitro Parts
page 31-33



Chemicals
page 52-55



Batteries
page 18-23



Pit Gear
page 34-35



Fasteners
page 56-60



Controllers
page 24-25



Tools
page 36-43



Motors
page 26-27



Pinions
page 44-45



Servos
page 28-29



Connectors
page 46-49

WWW.CORALLY.COM



Factory Team Selected

WORLD CHAMPIONS



1/12 PAN CAR

SSX12

C-00100

We are proud to present our all new high performance 1/12 scale pan chassis SSX-12. Our engineering team started from scratch and questioned every detail from the ground-up. The SSX-12 features nicely machined first class carbon fibre, precision machined aluminium parts and high strength composite plastic parts.

Our engineering team focussed on the front-end adjustability, easy to adjust rear-end and the overall flex dynamics of the car. We also made the car easy to understand and to adjust by cutting down unnecessary adjustment possibilities. You get on the track faster with the right settings.



*engineered
to be the fastest*

Features

- Precision cut 2.5mm carbon fiber chassis
- Adjustable front ride height
- Adjustable front camber & caster
- 7075 alloy front upper arm holder
- High strength composite plastics
- Easy to adjust rear ride height
- Torsion free 1 piece rear axle holder
- Precision grinded graphite rear axle
- Super smooth ball differential
- 7075 alloy rear wheel carriers
- Delrin CNC machined main gear
- 7075 alloy motor pod
- Front bumper - chassis protector

Tech Specs

Front width	167 mm
Rear width	169 mm
Wheelbase	201 mm
Weight	840 g



WORLD CHAMPIONS

1/10 WORLD GT PAN CAR

Based on the high performance SSX-12 concept we build the SSX-10 world GT racing chassis featuring all the adjustment possibilities of the SSX-12 chassis.

Features

- Precision cut 2.5mm carbon fiber chassis
- Adjustable front ride height
- Adjustable front camber & caster
- 7075 alloy front upper arm holder
- High strength composite plastics
- Easy to adjust rear ride height
- Torsion free 1 piece rear axle holder
- Precision grinded graphite rear axle
- Super smooth ball differential
- 7075 alloy rear wheel carriers
- Delrin CNC machined main gear
- 7075 alloy motor pod
- Front bumper - chassis protector

SSX10

C-00110

*ENGINEERED
to be the fastest*



Tech Specs

Front width	190 mm
Rear width	195 mm
Wheelbase	255 mm
Weight	1025 g

Factory Team Selected




1/10 FORMULA

FSX-10

C-00120

We are proud to present our all new high performance Formula chassis FSX-10. Our engineering team started from scratch and questioned every detail from the ground-up. The FSX-10 features nicely machined first class carbon fibre, precision machined aluminium parts and high strength composite plastic parts.

Our engineering team focussed on the front-end adjustability, easy to adjust rear-end and the overall flex dynamics of the car. We also made the car easy to understand and to adjust by cutting down unnecessary adjustment possibilities. You get on the track faster with the right settings.



Features

- Precision cut 2.5mm carbon fiber chassis
- Precision cut 2.5mm carbon fiber front arms
- Adjustable front ride height
- Adjustable front camber & caster
- High strength composite plastics
- Easy to adjust rear ride height
- Torsion free 1 piece rear axle holder
- Precision grinded 7075 alloy rear axle
- Super smooth ball differential
- 7075 alloy rear wheel carriers
- Delrin CNC machined main gear
- 7075 alloy motor pod
- Adjustable rear wing
- Front bumper

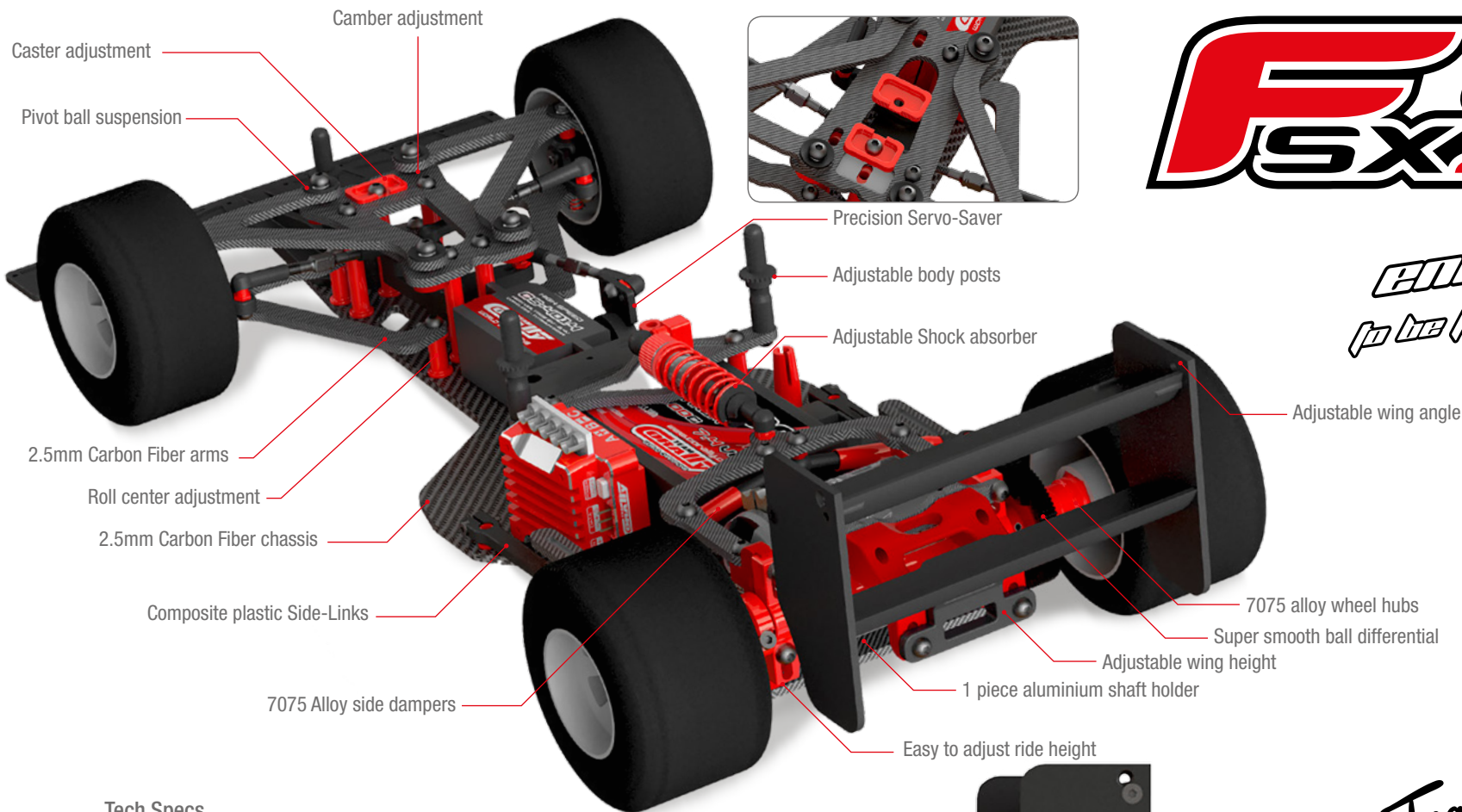


WORLD CHAMPIONS

1/10 FORMULA

FX10

*engineered
to be the fastest*



Tech Specs

Front width	180 mm
Rear width	185 mm
Wheelbase	264 mm
Weight RTR	965 g

Factory Team Selected



NEO 50 AC CHARGER



Features

Probably the most economical high quality AC automatic fast charger for Ni-xx and Li-xx batteries.

The aluminium case give this charger his outstanding looks and provide also the necessary cooling during use.

Features

- Easy to use automatic Fast-Charger
- LiPo / LiFe / NiCd / NiMH compatible
- Charge from 1 to 8 Ni-xx cells
- Charge 2S or 3S Li-xx cells
- Built-in balancer
- Selectable charge current 1.0 - 3.0 - 5.0A
- 50 Watt power
- Safety Timer
- Aluminium housing



AC Worldwide 100-240V	50 Watt	5A Charge Current
Li-Po 2-3	Ni-Cd 1-8	Ni-MH 1-8

Technical Specs

Input Voltage AC	AC 100 - 240V
Charge Power Total	50 Watt
Charge Outputs	1 Charge Outputs
Battery Types	Ni-Cd • Ni-MH • Li-Po
Charge Power Max.	50 Watt
Nr of Li-Ion • Li-Po • Li-Fe Cells	2 - 3 Cells 7.4V - 11.1V
Nr of Ni-Cd • Ni-MH Cells	1 - 8 Cells 1.2V - 9.6V
Charge Current - A	1.0A • 3.0A • 5.0A
Current Drain Li-xx Balancer	300mAh/cell
Balancer Connector	2S XH • 3S XH
Temperature Sensor Connectivity	Yes

Max. Charge Power • Current

Li-Po Battery Packs	2S Li-xx 7.4V	3S Li-xx 11.1V	
Max Charge Current / Power	5.0A	4.0A	
Ni-MH Battery Packs	6 Cells Ni-MH 7.2V	7 Cells Ni-MH 8.4V	8 Cells Ni-MH 9.6V
Max Charge Current / Power	5.0A	4.7A	4.2A

Cell Type Info

Battery Type	Nr of Cells Charge Channel	Nominal Cell Voltage	Max. Charge Voltage Cell
Ni-Cd	1-8	1.2V	1.5V
Ni-MH	1-8	1.2V	1.5V
Li-Po	2-3	3.7V	4.2V

Dimensions

Dimensions (mm)	110x109x45 mm
Weight (g)	490 g

C-48503	Neo 50 Charger AC
---------	-------------------



WORLD CHAMPIONS

RACE 60 AC CHARGER

Technical Specs

Input Voltage AC	AC 100 - 240V
Input Voltage DC	DC 11.0 - 18.0V
Charge Power Total	60 Watt
Charge Outputs	1 Charge Outputs
Battery Types	Ni-Cd • Ni-MH • Li-Ion Li-Fe • Li-Po • Li-Po HV • PB
Charge Power Max.	60 Watt
Discharge Power Max.	10 Watt
Nr of Li-Ion • Li-Po • Li-Fe Cells	2 - 4 Cells 7.4V - 14.8V
Nr of Ni-Cd • Ni-MH Cells	6 - 8 Cells 7.2V - 9.6V
Nr of PB Cells	1 - 6 Cells 2.0V - 12.0V
Charge Current - A	0.1A - 6.0A
Discharge Current - A	0.1A - 2.0A
Current Drain Li-xx Balancer	300mAh/cell
Battery Data Memory	Up to 10 Batt.
Balancer Connector	4S XH
USB connectivity	Yes
Temperature Sensor Connectivity	Yes
Extra Features	
USB Output	No
Firmware Upgradeable	Yes
PC Connectivity	Yes

Max. Charge Power • Current

Li-Po Battery Packs	2S Li-xx 7.4V	3S Li-xx 11.1V	4S Li-xx 14.8V
Max Charge Current / Power	6.0A	4.7A	3.5A
Max Discharge Current / Power	1.2A	0.8A	0.6A
Ni-MH Battery Packs	6 Cells Ni-MH 7.2V	7 Cells Ni-MH 8.4V	8 Cells Ni-MH 9.6V
Max Charge Current / Power	6.0A	5.7A	5.0A
Max Discharge Current / Power	1.2A	0.9A	0.8A

Dimensions

Dimensions (mm)	112x106x52 mm
Weight (g)	310 g

Features

The Race 60 Charger/Discharger stands out for its exquisite and stylish design. It can charge nearly all current battery types in the market, including new generation LiPo battery with end voltage 4.35V. What's more, users could set the terminal voltage by themselves and connect it to PC for PC control and firmware upgrade. Besides that, users could also use it as Lithium Battery Meter and Battery Internal Resistance Meter. There are Automatic Charging Current Limit, Capacity Limit, Temperature Threshold and Processing Time Limit which makes the charger safe to use.

Features

- Charges 2-4 cell Li-Po, Li-Fe, Li-Ion, 6-8 cell NiCd and NiMH and 2-12V PB batteries
- Fast Charge, Balance Charge and Storage Charge modes for lithium batteries
- Automatically controls current rate during charging and discharging process

Cell Type Info

Battery Type	Nr of Cells Charge Channel	Nominal Cell Voltage	Max. Charge Voltage Cell	Min. discharge Voltage Cell
Ni-Cd	6-8	1.2V	1.5V	0.85V
Ni-MH	6-8	1.2V	1.5V	0.85V
Li-Ion	2-4	3.6V	4.1V	2.5V
Li-Po	2-4	3.7V	4.2V	3.0V
Li-Po HV	2-4	3.8V	4.35V	3.3V
Li-Fe	2-4	3.3V	3.6V	2.0V
PB	1-6	2V	2.46V	1.75V

Battery Charge • Discharge Programs

Li-Po Program	Li-Po Balance Charge	Li-Po Charge	Li-Po Fast Charge	Li-Po Storage	Li-Po Discharge
Li-Po HV Program	Li-Po HV Balance Charge	Li-Po HV Charge	Li-Po HV Fast Charge	Li-Po HV Storage	Li-Po HV Discharge
Li-Ion Program	Li-Ion Balance Charge	Li-Ion Charge	Li-Ion Fast Charge	Li-Ion Storage	Li-Ion Discharge
Li-Fe Program	Li-Fe Balance Charge	Li-Fe Charge	Li-Fe Fast Charge	Li-Fe Storage	Li-Fe Discharge
PB Program		PB Charge			PB Discharge
Ni-Cd Program	Ni-Cd Charge	Ni-Cd Auto Charge	Ni-Cd Re-Peak	Ni-Cd Cycling	Ni-Cd Discharge
Ni-MH Program	Ni-MH Charge	Ni-MH Auto Charge	Ni-MH Re-Peak	Ni-MH Cycling	Ni-MH Discharge



C-48485 Race 60 Charger AC

AC Worldwide 100-240V	60 Watt	ONE Output
6A Charge Current	Li-Po 1-4	Li-Po HV 1-4
Li-Ion 1-4	Ni-Cd 6-8	Ni-MH 6-8
		PB 2-12V

Factory Team Selected



ECLIPS 1050 AC/DC CHARGER



AC Worldwide 100-240V	DC 11 - 18V Input	50 Watt	ONE Output
6A Charge Current	Li-Po 1-6	Li-Po HV 1-6	Li-Fe 1-6
Li-Ion 1-6	Ni-Cd 1-15	Ni-MH 1-15	PB 2-20V

C-48486 | Eclips 1050 Charger AC/DC



WORLD CHAMPIONS

ECLIPS 1050 AC/DC CHARGER

Technical Specs

Input Voltage AC	AC 100 - 240V
Input Voltage DC	DC 11.0 - 18.0V
Charge Power Total	50 Watt
Charge Outputs	1 Charge Outputs
Battery Types	Ni-Cd • Ni-MH • Li-Ion Li-Fe • Li-Po • Li-Po HV • PB
Charge Power Max.	50 Watt
Discharge Power Max.	5 Watt
Nr of Li-Ion • Li-Po • Li-Fe Cells	1 - 6 Cells 3.7V - 22.2V
Nr of Ni-Cd • Ni-MH Cells	1 - 15 Cells 1.2V - 18.0V
Nr of PB Cells	1 - 10 Cells 2.0V - 20.0V
Charge Current - A	0.1A - 6.0A
Discharge Current - A	0.1A - 2.0A
Current Drain Li-xx Balancer	300mAh/cell
Battery Data Memory	Up to 10 Batt.
Balancer Connector	6S XH
USB connectivity	Yes
Temperature Sensor Connectivity	Yes
Extra Features	
USB Output	Yes, 5V/1A
Power Supply Output	50 Watt - 17V DC
Firmware Upgradeable	Yes
PC Connectivity	Yes

Features

The Eclips 1050 features a power output of 50 watts. The Eclips 1050 can charge or discharge up to 15 NiCd/NiMH cells 6S Lithium cell batterypacks. The charger has a built-in cell voltage balancer. The charger can be used continuously due to the 2 fan cooling system and the internal sensor for controlling fan speed. The Eclips 1050 features internal cell balancer, high contrast LCD displays and important warning and safety functions.

Features

- Charges 1-6 cell Li-Po, Li-Fe, Li-Ion, 1-15 cell NiCd and NiMH and 2-20V PB batteries
- Fast Charge, Balance Charge and Storage Charge modes for lithium batteries
- Automatically controls current rate during charging and discharging process
- Balancing ports for lithium batteries
- Five user customizable pre-set per output
- Two fan cooling system with internal sensor for controlling fan speed
- Batteries can be set to automatically Charge/Discharge or Discharge/Charge up to a maximum of 10 cycles
- Power supply output 50 Watt - 17V DC

Battery Charge • Discharge Programs

Li-Po Program	Li-Po Balance Charge	Li-Po Charge	Li-Po Fast Charge	Li-Po Storage	Li-Po Discharge
Li-Po HV Program	Li-Po HV Balance Charge	Li-Po HV Charge	Li-Po HV Fast Charge	Li-Po HV Storage	Li-Po HV Discharge
Li-Ion Program	Li-Ion Balance Charge	Li-Ion Charge	Li-Ion Fast Charge	Li-Ion Storage	Li-Ion Discharge
Li-Fe Program	Li-Fe Balance Charge	Li-Fe Charge	Li-Fe Fast Charge	Li-Fe Storage	Li-Fe Discharge
PB Program	PB Charge				PB Discharge
Ni-Cd Program	Ni-Cd Charge	Ni-Cd Auto Charge	Ni-Cd Re-Peak	Ni-Cd Cycling	Ni-Cd Discharge
Ni-MH Program	Ni-MH Charge	Ni-MH Auto Charge	Ni-MH Re-Peak	Ni-MH Cycling	Ni-MH Discharge

Dimensions

Dimensions (mm)	168x164x80 mm
Weight (g)	1100 g

Max. Charge Power • Current

Li-Po Battery Packs	1S Li-xx 3.7V	2S Li-xx 7.4V	3S Li-xx 11.1V	4S Li-xx 14.8V	6S Li-xx 22.2V
Max Charge Current / Power	6.0A	6.0A	4.0A	3.0A	2.0A
Max Discharge Current / Power	1.2A	0.6A	0.4A	0.3A	0.2A
Ni-MH Battery Packs	4 Cells Ni-MH 4.8V	6 Cells Ni-MH 7.2V	7 Cells Ni-MH 8.4V	8 Cells Ni-MH 9.6V	14 Cells Ni-MH 16.8V
Max Charge Current / Power	6.0A	5.5A	4.7A	4.2A	2.4A
Max Discharge Current / Power	0.8A	0.6A	0.5A	0.4A	0.2A

Cell Type Info

Battery Type	Nr of Cells Charge Channel	Nominal Cell Voltage	Max. Charge Voltage Cell	Min. discharge Voltage Cell
Ni-Cd	1-15	1.2V	1.5V	0.85V
Ni-MH	1-15	1.2V	1.5V	0.85V
Li-Ion	1-6	3.6V	4.1V	2.5V
Li-Po	1-6	3.7V	4.2V	3.0V
Li-Po HV	1-6	3.8V	4.35V	3.3V
Li-Fe	1-6	3.3V	3.6V	2.0V
PB	1-10	2V	2.46V	1.75V

Factory Team Selected



ECLIPS 2100 DUO AC/DC CHARGER



AC Worldwide 100-240V	DC 11 - 18V Input	100 Watt	DUO Output
10A Charge Current	Li-Po 1-6	Li-Po HV 1-6	Li-Fe 1-6
Li-Ion 1-6	Ni-Cd 1-15	Ni-MH 1-15	PB 2-20V

C-48489 Eclips 2100 Duo Charger AC/DC



WORLD CHAMPIONS

ECLIPS 2100 DUO AC/DC CHARGER

Technical Specs

Input Voltage AC	AC 100 - 240V	
Input Voltage DC	DC 11.0 - 18.0V	
Charge Power Total	100 Watt • 1x max. 100 Watt • 1x 80 Watt + 1x 20 Watt • 1x 50 Watt + 1x 50 Watt	
Charge Outputs	2 Charge Outputs	
Battery Types	Ni-Cd • Ni-MH • Li-Ion • Li-Fe • Li-Po • Li-Po HV • PB	
Charge Output Channels	Channel 1	Channel 2
Charge Power Max.	100 Watt	50 Watt
Discharge Power Max.	10 Watt	5 Watt
Nr of Li-Ion • Li-Po • Li-Fe Cells	1 - 6 Cells 3.7V - 22.2V	1 - 6 Cells 3.7V - 22.2V
Nr of Ni-Cd • Ni-MH Cells	1 - 15 Cells 1.2V - 18.0V	1 - 15 Cells 1.2V - 18.0V
Nr of PB Cells	1 - 10 Cells 2.0V - 20.0V	1 - 10 Cells 2.0V - 20.0V
Charge Current - A	0.1A - 10.0A	0.1A - 6.0A
Discharge Current - A	0.1A - 5.0A	0.1A - 2.0A
Current Drain Li-xx Balancer	300mAh/cell	300mAh/cell
Battery Data Memory	Up to 10 Batt.	Up to 10 Batt.
Balancer Connector	6S XH	6S XH
USB connectivity	Yes	Yes
Temperature Sensor Connectivity	Yes	Yes
Extra Features		
USB Output	Yes, 5V/1A	
Power Supply Output	100 Watt - 17V DC	
Firmware Upgradeable	Yes	
PC Connectivity	Yes	

Max. Charge Power • Current / Channel

	Channel 1 • Max 100 Watt (single use)					Channel 2 • Max 50 Watt (Ch2 = 50W + Ch1 = 50W)				
	1S Li-xx 3.7V	2S Li-xx 7.4V	3S Li-xx 11.1V	4S Li-xx 14.8V	6S Li-xx 22.2V	1S Li-xx 3.7V	2S Li-xx 7.4V	3S Li-xx 11.1V	4S Li-xx 14.8V	6S Li-xx 22.2V
Li-Po Battery Packs										
Max Charge Current / Power	10.0A	10.0A	7.9A	5.9A	3.9A	6.0A	6.0A	4.0A	3.0A	2.0A
Max Discharge Current / Power	2.4A	1.2A	0.8A	0.6A	0.4A	1.2A	0.6A	0.4A	0.3A	0.2A
Ni-MH Battery Packs	4 Cells Ni-MH 4.8V	6 Cells Ni-MH 7.2V	7 Cells Ni-MH 8.4V	8 Cells Ni-MH 9.6V	14 Cells Ni-MH 16.8V	4 Cells Ni-MH 4.8V	6 Cells Ni-MH 7.2V	7 Cells Ni-MH 8.4V	8 Cells Ni-MH 9.6V	14 Cells Ni-MH 16.8V
Max Charge Current / Power	10.0A	10.0A	9.5A	8.4A	4.8A	6.0A	5.5A	4.7A	4.2A	2.4A
Max Discharge Current / Power	1.8A	1.2A	1.0A	0.9A	0.5A	0.8A	0.6A	0.5A	0.4A	0.2A

Features

The Eclips 2100 features 2 power outputs which are powered 100 watts maximum with a integrated balance load system for the 2 output channels. A total power package of 100 watts. The power load balance system balances the load between channel 1 and channel 2. For example, the load on channel 1 is 80W, then channel 2 has 20W available. If load on channel 1 is 50W, channel 2 has 50W available. The Eclips 2100 can charge or discharge up to 2 x 15 NiCd/NiMH cells or 2 x 6S Lithium cell batterypacks simultaneously. The Eclips 2100 has individual cell voltage balancers at each output. The charger can be used continuously due to the 2 fan cooling system and the internal sensor for controlling fan speed. The Eclips 2100 features internal cell balancers, high contrast LCD displays and important warning and safety functions.

Features

- Charges 1-6 cell Li-Po, Li-Fe, Li-Ion, 1-15 cell NiCd and NiMH and 2-20V PB batteries
- Fast Charge, Balance Charge and Storage Charge modes for lithium batteries
- Automatically controls current rate during charging and discharging process
- 2 power outputs charges up to 2 batteries simultaneously
- 2 independent balancing ports for lithium batteries
- Five user customizable pre-set per output
- Two fan cooling system with internal sensor for controlling fan speed
- Batteries can be set to automatically Charge/Discharge or Discharge/Charge up to a maximum of 10 cycles
- Power supply output 100 Watt - 17V DC

Cell Type Info

Battery Type	Nr of Cells Charge Channel	Nominal Cell Voltage	Max. Charge Voltage Cell	Min. discharge Voltage Cell
Ni-Cd	1-15	1.2V	1.5V	0.85V
Ni-MH	1-15	1.2V	1.5V	0.85V
Li-Ion	1-6	3.6V	4.1V	2.5V
Li-Po	1-6	3.7V	4.2V	3.0V
Li-Po HV	1-6	3.8V	4.35V	3.3V
Li-Fe	1-6	3.3V	3.6V	2.0V
PB	1-10	2V	2.46V	1.75V

Battery Charge • Discharge Programs / Channel

Li-Po Program	Li-Po Balance Charge	Li-Po Charge	Li-Po Fast Charge	Li-Po Storage	Li-Po Discharge
Li-Po HV Program	Li-Po HV Balance Charge	Li-Po HV Charge	Li-Po HV Fast Charge	Li-Po HV Storage	Li-Po HV Discharge
Li-Ion Program	Li-Ion Balance Charge	Li-Ion Charge	Li-Ion Fast Charge	Li-Ion Storage	Li-Ion Discharge
Li-Fe Program	Li-Fe Balance Charge	Li-Fe Charge	Li-Fe Fast Charge	Li-Fe Storage	Li-Fe Discharge
PB Program		PB Charge			PB Discharge
Ni-Cd Program	Ni-Cd Charge	Ni-Cd Auto Charge	Ni-Cd Re-Peak	Ni-Cd Cycling	Ni-Cd Discharge
Ni-MH Program	Ni-MH Charge	Ni-MH Auto Charge	Ni-MH Re-Peak	Ni-MH Cycling	Ni-MH Discharge

Dimensions

Dimensions (mm)	168x164x80 mm
Weight (g)	1100 g

Factory Team Selected



ECLIPS 2240 DUO AC/DC CHARGER



AC Worldwide 100-240V	DC 11 - 18V Input	240 Watt	DUO Output
10A Charge Current	Li-Po 1-6	Li-Po HV 1-6	Li-Fe 1-6
Li-Ion 1-6	Ni-Cd 1-15	Ni-MH 1-15	PB 2-20V

C-48490 | Eclips 2240 Duo Charger AC/DC



WORLD CHAMPIONS

ECLIPS 2240 DUO AC/DC CHARGER

Technical Specs

Input Voltage AC	AC 100 - 240V	
Input Voltage DC	DC 11.0 - 18.0V	
Charge Power Total	240 Watt 2x max. 120 Watt	
Charge Outputs	2 Charge Outputs	
Battery Types	Ni-Cd • Ni-MH • Li-Ion • Li-Fe • Li-Po • Li-Po HV • PB	
Charge Output Channels	Channel 1	Channel 2
Charge Power Max.	120 Watt	120 Watt
Discharge Power Max.	10Watt	10 Watt
Nr of Li-Ion • Li-Po • Li-Fe Cells	1 - 6 Cells 3.7V - 22.2V	1 - 6 Cells 3.7V - 22.2V
Nr of Ni-Cd • Ni-MH Cells	1 - 15 Cells 1.2V - 18.0V	1 - 15 Cells 1.2V - 18.0V
Nr of PB Cells	1 - 10 Cells 2.0V - 20.0V	1 - 10 Cells 2.0V - 20.0V
Charge Current - A	0.1A - 12.0A	0.1A - 12.0A
Discharge Current - A	0.1A - 5.0A	0.1A - 5.0A
Current Drain Li-xx Balancer	300mAh/cell	300mAh/cell
Battery Data Memory	Up to 10 Batt.	Up to 10 Batt.
Balancer Connector	6S XH	6S XH
USB connectivity	Yes	Yes
Temperature Sensor Connectivity	Yes	Yes
Extra Features		
USB Output	Yes, 5V/1A	
Power Supply Output	240 Watt - 17V DC	
Firmware Upgradeable	Yes	
PC Connectivity	Yes	

Features

The Eclips 2240 features 2 totally independent and identical power outputs which are powered 120 watts each. A total power package of 240 watts. The Eclips 2240 can charge or discharge up to 2 x 15 NiCd/NiMH cells or 2 x 6S Lithium cell batterypacks simultaneously. The charger has 2 individual cell voltage balancer at each output. The charger can be used continuously due to the 2 fan cooling system and the internal sensor for controlling fan speed. The Eclips 2240 features internal cell balancers, high contrast LCD displays and important warning and safety functions.

Features

- Charges 1-6 cell Li-Po, Li-Fe, Li-Ion, 1-15 cell NiCd and NiMH and 2-20V PB batteries
- Fast Charge, Balance Charge and Storage Charge modes for lithium batteries
- Automatically controls current rate during charging and discharging process
- Two independent 120 watt power outputs charges up to 2 batteries simultaneously
- Two independent balancing ports for lithium batteries
- Five user customizable pre-set per output
- Two fan cooling system with internal sensor for controlling fan speed
- Batteries can be set to automatically Charge/Discharge or Discharge/Charge up to a maximum of 10 cycles
- Power supply output 240 Watt - 17V DC

Cell Type Info

Battery Type	Nr of Cells Charge Channel	Nominal Cell Voltage	Max. Charge Voltage Cell	Min. discharge Voltage Cell
Ni-Cd	1-15	1.2V	1.5V	0.85V
Ni-MH	1-15	1.2V	1.5V	0.85V
Li-Ion	1-6	3.6V	4.1V	2.5V
Li-Po	1-6	3.7V	4.2V	3.0V
Li-Po HV	1-6	3.8V	4.35V	3.3V
Li-Fe	1-6	3.3V	3.6V	2.0V
PB	1-10	2V	2.46V	1.75V

Battery Charge • Discharge Programs / Channel

Li-Po Program	Li-Po Balance Charge	Li-Po Charge	Li-Po Fast Charge	Li-Po Storage	Li-Po Discharge
Li-Po HV Program	Li-Po HV Balance Charge	Li-Po HV Charge	Li-Po HV Fast Charge	Li-Po HV Storage	Li-Po HV Discharge
Li-Ion Program	Li-Ion Balance Charge	Li-Ion Charge	Li-Ion Fast Charge	Li-Ion Storage	Li-Ion Discharge
Li-Fe Program	Li-Fe Balance Charge	Li-Fe Charge	Li-Fe Fast Charge	Li-Fe Storage	Li-Fe Discharge
PB Program		PB Charge			PB Discharge
Ni-Cd Program	Ni-Cd Charge	Ni-Cd Auto Charge	Ni-Cd Re-Peak	Ni-Cd Cycling	Ni-Cd Discharge
Ni-MH Program	Ni-MH Charge	Ni-MH Auto Charge	Ni-MH Re-Peak	Ni-MH Cycling	Ni-MH Discharge

Max. Charge Power • Current / Channel

	Channel 1 • Max 120 Watt					Channel 2 • Max 120 Watt				
Li-Po Battery Packs	1S Li-xx 3.7V	2S Li-xx 7.4V	3S Li-xx 11.1V	4S Li-xx 14.8V	6S Li-xx 22.2V	1S Li-xx 3.7V	2S Li-xx 7.4V	3S Li-xx 11.1V	4S Li-xx 14.8V	6S Li-xx 22.2V
Max Charge Current / Power	12.0A	12.0A	9.5A	7.1A	4.8A	12.0A	12.0A	9.5A	7.1A	4.8A
Max Discharge Current / Power	2.3A	1.2A	0.8A	0.6A	0.4A	2.3A	1.2A	0.8A	0.6A	0.4A
Ni-MH Battery Packs	4 Cells Ni-MH 4.8V	6 Cells Ni-MH 7.2V	7 Cells Ni-MH 8.4V	8 Cells Ni-MH 9.6V	14 Cells Ni-MH 16.8V	4 Cells Ni-MH 4.8V	6 Cells Ni-MH 7.2V	7 Cells Ni-MH 8.4V	8 Cells Ni-MH 9.6V	14 Cells Ni-MH 16.8V
Max Charge Current / Power	12.0A	12.0A	11.0A	10.0A	5.7A	12.0A	12.0A	11.0A	10.0A	5.7A
Max Discharge Current / Power	2.0A	1.2A	1.0A	0.9A	0.5A	2.0A	1.2A	1.0A	0.9A	0.5A

Dimensions

Dimensions (mm)	198x164x80 mm
Weight (g)	1290 g

Factory Team Selected



ECLIPS 2400 DUO AC/DC CHARGER

AC Worldwide 100-240V	DC 11 - 18V Input	400 Watt	DUO Output	20A Charge Current	Li-Po 1-6
Li-Po HV 1-6	Li-Fe 1-6	Li-Ion 1-6	Ni-Cd 1-15	Ni-MH 1-15	PB 2-20V



C-48491 | Eclips 2400 Duo Charger AC/DC

WORLD CHAMPIONS

ECLIPS 2400 DUO AC/DC CHARGER

Technical Specs

Input Voltage AC	AC 100 - 240V	
Input Voltage DC	DC 11.0 - 18.0V	
Charge Power Total	400 Watt • 1x max. 400 Watt • 1x 300 Watt + 1x 100 Watt • 1x 200 Watt + 1x 200 Watt	
Charge Outputs	2 Charge Outputs	
Battery Types	Ni-Cd • Ni-MH • Li-Ion • Li-Fe • Li-Po • Li-Po HV • PB	
Charge Output Channels	Channel 1	Channel 2
Charge Power Max.	400 Watt	200 Watt
Discharge Power Max.	40 Watt	25 Watt
Nr of Li-Ion • Li-Po • Li-Fe Cells	1 - 6 Cells 3.7V - 22.2V	1 - 6 Cells 3.7V - 22.2V
Nr of Ni-Cd • Ni-MH Cells	1 - 15 Cells 1.2V - 18.0V	1 - 15 Cells 1.2V - 18.0V
Nr of PB Cells	1 - 10 Cells 2.0V - 20.0V	1 - 10 Cells 2.0V - 20.0V
Charge Current - A	0.1A - 20.0A	0.1A - 12.0A
Discharge Current - A	0.1A - 8.0A	0.1A - 5.0A
Current Drain Li-xx Balancer	600mAh/cell	300mAh/cell
Battery Data Memory	Up to 10 Batt.	Up to 10 Batt.
Balancer Connector	6S XH	6S XH
USB connectivity	Yes	Yes
Temperature Sensor Connectivity	Yes	Yes
Extra Features		
USB Output	Yes, 5V/1A	
Power Supply Output	400 Watt - 17V DC	
Firmware Upgradeable	Yes	
PC Connectivity	Yes	

Max. Charge Power • Current / Channel

	Channel 1 • Max 400 Watt (single use)					Channel 2 • Max 200 Watt (Ch2 = 200W + Ch1 = 200W)				
	1S Li-xx 3.7V	2S Li-xx 7.4V	3S Li-xx 11.1V	4S Li-xx 14.8V	6S Li-xx 22.2V	1S Li-xx 3.7V	2S Li-xx 7.4V	3S Li-xx 11.1V	4S Li-xx 14.8V	6S Li-xx 22.2V
Li-Po Battery Packs										
Max Charge Current / Power	20.0A	20.0A	20.0A	20.0A	15.9A	12.0A	12.0A	12.0A	11.9A	7.9A
Max Discharge Current / Power	8.0A	4.5A	3.17A	2.3A	1.5A	5.0A	2.9A	1.98A	1.45A	1.0A
Ni-MH Battery Packs	4 Cells Ni-MH 4.8V	6 Cells Ni-MH 7.2V	7 Cells Ni-MH 8.4V	8 Cells Ni-MH 9.6V	14 Cells Ni-MH 16.8V	4 Cells Ni-MH 4.8V	6 Cells Ni-MH 7.2V	7 Cells Ni-MH 8.4V	8 Cells Ni-MH 9.6V	14 Cells Ni-MH 16.8V
Max Charge Current / Power	20.0A	20.0A	20.0A	20.0A	20.0A	12.0A	12.0A	12.0A	12.0A	9.4A
Max Discharge Current / Power	7.0A	4.7A	4.0A	3.5A	2.0A	5.0A	2.9A	2.5A	2.2A	1.3A

Features

The Eclips 2400 features 2 power outputs which are powered 400 watts maximum with a integrated balance load system for the 2 output channels. A total power package of 400 watts. The power load balance system balances the load between channel 1 and channel 2. For example, the load on channel 1 is 200W, then channel 2 has 200W available. If load on channel 1 is 300W, channel 2 has 100W available. The Eclips 2400 can charge or discharge up to 2 x 15 NiCd/NiMH cells or 2 x 6S Lithium cell batterypacks simultaneously. The Eclips 2400 has individual cell voltage balancers at each output. The charger can be used continuously due to the 4 fan cooling system and the internal sensor for controlling fan speed. The Eclips 2400 features internal cell balancers, high contrast LCD displays and important warning and safety functions.

Features

- Charges 1-6 cell Li-Po, Li-Fe, Li-Ion, 1-15 cell NiCd / NiMH and 2-20V PB batteries
- Fast Charge, Balance Charge and Storage Charge modes for lithium batteries
- Automatically controls current rate during charging and discharging process
- 2 power outputs charges up to 2 batteries simultaneously
- 2 independent balancing ports for lithium batteries
- Five user customizable pre-set per output
- Four fan cooling system with internal sensor for controlling fan speed
- Batteries can be set to automatically Charge/Discharge or Discharge/Charge up to a maximum of 10 cycles
- Power supply output 400 Watt - 17V DC

Cell Type Info

Battery Type	Nr of Cells Charge Channel	Nominal Cell Voltage	Max. Charge Voltage Cell	Min. discharge Voltage Cell
Ni-Cd	1-15	1.2V	1.5V	0.85V
Ni-MH	1-15	1.2V	1.5V	0.85V
Li-Ion	1-6	3.6V	4.1V	2.5V
Li-Po	1-6	3.7V	4.2V	3.0V
Li-Po HV	1-6	3.8V	4.35V	3.3V
Li-Fe	1-6	3.3V	3.6V	2.0V
PB	1-10	2V	2.46V	1.75V

Battery Charge • Discharge Programs / Channel

Li-Po Program	Li-Po Balance Charge	Li-Po Charge	Li-Po Fast Charge	Li-Po Storage	Li-Po Discharge
Li-Po HV Program	Li-Po HV Balance Charge	Li-Po HV Charge	Li-Po HV Fast Charge	Li-Po HV Storage	Li-Po HV Discharge
Li-Ion Program	Li-Ion Balance Charge	Li-Ion Charge	Li-Ion Fast Charge	Li-Ion Storage	Li-Ion Discharge
Li-Fe Program	Li-Fe Balance Charge	Li-Fe Charge	Li-Fe Fast Charge	Li-Fe Storage	Li-Fe Discharge
PB Program		PB Charge			PB Discharge
Ni-Cd Program	Ni-Cd Charge	Ni-Cd Auto Charge	Ni-Cd Re-Peak	Ni-Cd Cycling	Ni-Cd Discharge
Ni-MH Program	Ni-MH Charge	Ni-MH Auto Charge	Ni-MH Re-Peak	Ni-MH Cycling	Ni-MH Discharge

Dimensions


Dimensions (mm)	256x220x99 mm
Weight (g)	2550 g

Factory Team Selected



ECLIPS 4400 QUAD AC/DC CHARGER

AC Worldwide 100-240V	DC 11 - 18V Input	400 Watt	QUAD Output	10A Charge Current	Li-Po 1-6
Li-Po HV 1-6	Li-Fe 1-6	Li-Ion 1-6	Ni-Cd 1-15	Ni-MH 1-15	PB 2-20V



C-48493 | Eclips 4400 Quad Charger AC/DC

WORLD CHAMPIONS

ECLIPS 4400 QUAD AC/DC CHARGER

Technical Specs

Input Voltage AC	AC 100 - 240V			
Input Voltage DC	DC 11.0 - 18.0V			
Charge Power Total	400 Watt • 4x 100 Watt			
Charge Outputs	4 Charge Outputs			
Battery Types	Ni-Cd • Ni-MH • Li-Ion • Li-Fe • Li-Po • Li-Po HV • PB			
Charge Output Channels	Channel 1	Channel 2	Channel 3	Channel 4
Charge Power Max.	100 Watt	100 Watt	100 Watt	100 Watt
Discharge Power Max.	10 Watt	10 Watt	10 Watt	10 Watt
Nr of Li-Ion • Li-Po • Li-Fe Cells	1 - 6 Cells 3.7V - 22.2V	1 - 6 Cells 3.7V - 22.2V	1 - 6 Cells 3.7V - 22.2V	1 - 6 Cells 3.7V - 22.2V
Nr of Ni-Cd • Ni-MH Cells	1 - 15 Cells 1.2V - 18.0V	1 - 15 Cells 1.2V - 18.0V	1 - 15 Cells 1.2V - 18.0V	1 - 15 Cells 1.2V - 18.0V
Nr of PB Cells	1 - 10 Cells 2.0V - 20.0V	1 - 10 Cells 2.0V - 20.0V	1 - 10 Cells 2.0V - 20.0V	1 - 10 Cells 2.0V - 20.0V
Charge Current - A	0.1A - 10.0A	0.1A - 10.0A	0.1A - 10.0A	0.1A - 10.0A
Discharge Current - A	0.1A - 5.0A	0.1A - 5.0A	0.1A - 5.0A	0.1A - 5.0A
Current Drain Li-xx Balancer	300mAh/cell	300mAh/cell	300mAh/cell	300mAh/cell
Battery Data Memory	Up to 10 Batt.	Up to 10 Batt.	Up to 10 Batt.	Up to 10 Batt.
Balancer Connector	6S XH	6S XH	6S XH	6S XH
USB connectivity	No	No	No	No
Temperature Sensor Connectivity	Yes	Yes	Yes	Yes
Extra Features				
USB Output	No			
Power Supply Output	400 Watt - 17V DC			
Firmware Upgradeable	No			
PC Connectivity	No			

Max. Charge Power • Current / Channel

Li-Po Battery Packs	1S Li-xx 3.7V	2S Li-xx 7.4V	3S Li-xx 11.1V	4S Li-xx 14.8V	6S Li-xx 22.2V
Max Charge Current / Power	10.0A	10.0A	7.9A	5.9A	3.9A
Max Discharge Current / Power	2.4A	1.2A	0.8A	0.6A	0.4A
Ni-MH Battery Packs	4 Cells Ni-MH 4.8V	6 Cells Ni-MH 7.2V	7 Cells Ni-MH 8.4V	8 Cells Ni-MH 9.6V	14 Cells Ni-MH 16.8V
Max Charge Current / Power	10.0A	10.0A	9.5A	8.4A	4.8A
Max Discharge Current / Power	1.8A	1.2A	1.0A	0.9A	0.5A

Features

The Eclips 4400 features 4 totally independent and identical power outputs which are powered 100 watts each. A total power package of 400 watts. The Eclips 4400 can charge or discharge up to 4 x 15 NiCd/NiMH cells or 4 x 6S Lithium cell batterypacks simultaneously. The charger has 4 individual cell voltage balancer at each output. The charger can be used continuously due to the 4 fan cooling system and the internal sensor for controlling fan speed. The Eclips 4400 features internal cell balancers, high contrast LCD displays and important warning and safety functions.

Features

- Charges 1-6 cell Li-Po, Li-Fe, Li-Ion, 1-15 cell NiCd and NiMH and 2-20V lead acid batteries
- Fast Charge, Balance Charge and Storage Charge modes for lithium batteries
- Automatically controls current rate during charging and discharging process
- Four independent 100 watt power outputs charges up to four batteries simultaneously
- Four independent balancing ports for lithium batteries
- Five user customizable pre-set per output
- Four fan cooling system with internal sensor for controlling fan speed
- Batteries can be set to automatically Charge/Discharge or Discharge/Charge up to a maximum of 10 cycles
- Power supply output 400 Watt - 17V DC

Battery Charge • Discharge Programs / Channel

Li-Po Program	Li-Po Balance Charge	Li-Po Charge	Li-Po Fast Charge	Li-Po Storage	Li-Po Discharge
Li-Po HV Program	Li-Po HV Balance Charge	Li-Po HV Charge	Li-Po HV Fast Charge	Li-Po HV Storage	Li-Po HV Discharge
Li-Ion Program	Li-Ion Balance Charge	Li-Ion Charge	Li-Ion Fast Charge	Li-Ion Storage	Li-Ion Discharge
Li-Fe Program	Li-Fe Balance Charge	Li-Fe Charge	Li-Fe Fast Charge	Li-Fe Storage	Li-Fe Discharge
PB Program		PB Charge			PB Discharge
Ni-Cd Program	Ni-Cd Charge	Ni-Cd Auto Charge	Ni-Cd Re-Peak	Ni-Cd Cycling	Ni-Cd Discharge
Ni-MH Program	Ni-MH Charge	Ni-MH Auto Charge	Ni-MH Re-Peak	Ni-MH Cycling	Ni-MH Discharge

Dimensions

Dimensions (mm)	306x220x99 mm
Weight (g)	2650 g

Factory Team Selected



SPORT RACING 45C LI-PO BATTERYPACKS

Over the years Corally is known for their high performance batteries. Numerous Worlds, European and national championship titles have been won by worlds top racers using the Corally batteries. The Corally enhanced battery selecting criterias guarantees top level performance at any time.

Not all RC car drivers are looking for the more expensive competition level batteries, but they look for the best performance / value level. With the TC "Sport Racing 45C" we offer excellent performance for a economical price with the Corally performance guarantee. The Sport Racing 45C is the best choice for the hobby and club level racer.

Features:

- Optimised LiPo chemistry for increased voltage under load
- Excellent power output
- Long running times
- Low internal resistance
- True capacity
- True 45C discharge rate
- 3C Fast-charge rate
- Flexible 12AWG silicon wire
- Corally safety hardcase
- JST-XH balance connector



4000mAh • 2S • 7.4V
Sport Racing 45C • Rounded Hard Case

C-48266-D	T-Plug Connector
C-48266-T	Tamiya Connector



3200mAh • 3S • 11.1V
Sport Racing 45C • Rounded Hard Case

C-48275-D	T-Plug Connector
-----------	------------------



4500mAh • 2S • 7.4V
Sport Racing 45C • Rounded Hard Case

C-48265-D	T-Plug Connector
C-48265-T	Tamiya Connector



3500mAh • 3S • 11.1V
Sport Racing 45C • Stick Hard Case

C-48269-D	T-Plug Connector
-----------	------------------



3500mAh • 2S • 7.4V
Sport Racing 45C • Rounded Hard Case

C-48267-D	T-Plug Connector
C-48267-T	Tamiya Connector



5000mAh • 2S • 7.4V
Sport Racing 45C • Rounded Hard Case

C-48272-D	T-Plug Connector
-----------	------------------



4500mAh • 3S • 11.1V
Sport Racing 45C • Stick Hard Case

C-48268-D	T-Plug Connector
-----------	------------------



WORLD CHAMPIONS

SPORT RACING 45C LI-PO BATTERYPACKS



4500mAh • 4S • 14.8V
Sport Racing 45C • Rounded Hard Case

C-48280-D | T-Plug Connector



6400mAh • 1S • 3.7V
Sport Racing 45C • Stick Hard Case

C-48271-D | 4mm Bullit Connectors



6000mAh • 2S • 7.4V
Sport Racing 45C • Stick Hard Case

C-48270 | 4mm Bullit Connectors



6000mAh • 4S • 14.8V
Sport Racing 45C • Stick Hard Case 4S

C-48281-D | T-Plug Connector



4500mAh • 2S • 7.4V
Sport Racing 45C • Shorty Hard Case

C-48273 | 4mm Bullit Connectors



4500mAh • 6S • 22.2V
Sport Racing 45C • Stick Hard Case 6S

C-48285-D | T-Plug Connector



4800mAh • 2S • 7.4V
Sport Racing 45C • Square Hard Case

C-48274 | 4mm Bullit connectors

Factory Team Selected



X-TREME PRO 90C LI-PO BATTERYPACKS

Over the years Corally is known for their high performance batteries. Numerous Worlds, European and national championship titles have been won by worlds top racers using the Corally batteries. The Corally enhanced battery selecting criterias guarantees top level performance at any time.

Features:

- Optimised LiPo chemistry
- Increased voltage under load
- Increased power output
- Increased running times
- Low internal resistance
- True capacity
- True 90C discharge rate
- 6C Fast-charge rate
- Corally safety hardcase
- JST-XH balance connector



5800mAh • 2S • 7.4V

X-Treme Pro 90C • Saddle Hard Case

C-48260 | 4mm Bullit Connectors



6400mAh • 1S • 3.7V

X-Treme Pro 90C • Stick Hard Case

C-48261 | 4mm Bullit Connectors



4800mAh • 2S • 7.4V

X-Treme Pro 90C • Shorty Hard Case

C-48250 | 4mm Bullit Connectors



6000mAh • 2S • 7.4V

X-Treme Pro 90C • Stick Hard Case

C-48257 | 4mm Bullit Connectors



7000mAh • 2S • 7.4V

X-Treme Pro 90C • Stick Hard Case

C-48256 | 4mm Bullit Connectors



8000mAh • 2S • 7.4V

X-Treme Pro 90C • Stick Hard Case

C-48255 | 4mm Bullit Connectors



WORLD CHAMPIONS



6000mAh • 4S • 14.8V
X-Treme Pro 90C • Stick 4S Hard Case

C-48240-D | T-Plug Connector



7000mAh • 4S • 14.8V
X-Treme Pro 90C • Stick 4S Hard Case

C-48241-D | T-Plug Connector



4500mAh • 6S • 14.8V
X-Treme Pro 90C • Stick 6S Hard Case

C-48245-D | T-Plug Connector



TC Battery Analyzer

For 1-7 Li-Po Cells • Ni-MH Batteries • Servo Tester

This TC Battery Analyzer provides you with an affordable way to monitor the condition of your batteries and allows you to easily see the total voltage, capacity, individual cell voltage, lowest & highest cell voltage, as well as the voltage difference between cells on 2S to 7S Lithium batteries with a simple tap of the buttons. The TC Battery Analyzer is also great for monitoring the total voltage of Nickel chemistry transmitter and receiver batteries from 4 to 7 cells. With a TC Battery Analyzer in your box you will never have to question the condition of your batteries. The answer is as easy as the tap of a button. You can even check the condition of your servos with the built-in servo checker.

C-48550 | TC Battery Analyzer



The Team Corally Alkaline AA size alkaline batteries provide a higher voltage under load than most of the consumer alkaline batteries found on the market. The Team Corally C-POWER alkaline batteries will last longer in your RC transmitter, Digital camera, etc...

TC Alkaline AA-Size Dry Cells

Packed: 4 pcs

C-48400 | C-Power Super Alkaline Dry Cells, 4Pcs

BATTERY ANALYZER • DRY CELLS



Power Racing 30C
4000mAh • 2S • 7.4V

Not all drivers are looking for the highest performance batteries, but still they want a high quality performing battery for bashing around with a long lifespan. The Team Corally Power Racing 30C battery is surely what you are looking for. The ideal battery for the serious hobby driver with a whopping 30C discharge rate. All this with the Team Corally guarantee of high quality cells and this at a more than affordable price.

C-48230-D | Power Racing 30C 4000 mAh 7.4V Competition Li-Po Battery Pack, Stick Hardcase 12Awg Wire T-Plug Connector

Factory Team Selected



PLATINUM V+ 100C LI-PO BATTERYPACKS

The Team Corally R&D department and our team drivers, together with our Li-Po battery suppliers are constantly testing new technologies and improved chemical compositions to obtain the ultimate performing battery for our competition customers. With the Platinum V+ series we are very close to the best possible performance that can be achieved in the Li-Po chemistry batteries. The Platinum V+ series even more voltage under load than any other Li-Po batteries on the market, making them ideal for stock class racing where higher remaining voltage means more top-end speed and acceleration.

Features:

- Ultimate LiPo chemistry
- Higher remaining voltage under load
- Increased power output
- Lower internal resistance
- True capacity
- True 100C discharge rate
- 6C Fast-charge rate
- Corally safety hardcase
- JST-XH balance connector

*Factory Team
Selected*



6200mAh • 1S • 3.7V
Platinum V+ • Stick Hard Case

C-48330 4mm Bullit Connectors



4500mAh • 2S • 7.4V
Platinum V+ • Shorty Hard Case

C-48340 4mm Bullit Connectors



4800mAh • 2S • 7.4V
X-Treme Pro 90C • Square Hard Case

C-48345 4mm Bullit Connectors



5800mAh • 2S • 7.4V
Platinum V+ • Stick Hard Case

C-48335 4mm Bullit Connectors



6800mAh • 2S • 7.4V
Platinum V+ • Stick Hard Case

C-48336 4mm Bullit Connectors



*more Voltage
more Punch
more Speed*



WORLD CHAMPIONS

TC BATTERY SPECS

Team Corally Li-Po Battery Specs

Ref #	Description	Case Type	Approved	Power Conn.	Wire	Balancer Conn.	Length mm	Width mm	Height mm	Weight (g)
Power Racing 30 C Series										
C-48230-D	Power Racing 30C 4000 mAh 7,4V Competition Li-Po Battery Pack, Stick Hardcase 12Awg Wire T-Plug Connector	Round Hard Case		T-Plug	12 AWG	2S XH	138	46	24.8	215
Sport Racing 45 C Series										
C-48265-D	Sport Racing 45C 4500 mAh 7,4V Competition Li-Po Battery Pack, Stick Hardcase 12Awg Wire T-Plug Connector	Round Hard Case		T-Plug	12 AWG	2S XH	138	46	24.8	233
C-48265-T	Sport Racing 45C 4500 mAh 7,4V Competition Li-Po Battery Pack, Stick Hardcase 12Awg Wire Tamiya Connector	Round Hard Case		Tamiya	12 AWG	2S XH	138	46	24.8	233
C-48266-D	Sport Racing 45C 4000 mAh 7,4V Competition Li-Po Battery Pack, Stick Hardcase 12Awg Wire T-Plug Connector	Round Hard Case		T-Plug	12 AWG	2S XH	138	46	24.8	225
C-48266-T	Sport Racing 45C 4000 mAh 7,4V Competition Li-Po Battery Pack, Stick Hardcase 12Awg Wire Tamiya Connector	Round Hard Case		Tamiya	12 AWG	2S XH	138	46	24.8	225
C-48267-D	Sport Racing 45C 3500 mAh 7,4V Competition Li-Po Battery Pack, Stick Hardcase 12Awg Wire T-Plug Connector	Round Hard Case		T-Plug	12 AWG	2S XH	138	46	24.8	188
C-48267-T	Sport Racing 45C 3500 mAh 7,4V Competition Li-Po Battery Pack, Stick Hardcase 12Awg Wire Tamiya Connector	Round Hard Case		Tamiya	12 AWG	2S XH	138	46	24.8	188
C-48268-D	Sport Racing 45C 4500 mAh 11,1V Competition Li-Po Battery Pack, Stick Hardcase 12Awg Wire T-Plug Connector	Stick Hard Case		T-Plug	12 AWG	3S XH	138	46	31	317
C-48269-D	Sport Racing 45C 3500 mAh 11,1V Competition Li-Po Battery Pack, Stick Hardcase 12Awg Wire T-Plug Connector	Stick Hard Case		T-Plug	12 AWG	3S XH	138	46	31	292
C-48270	Sport Racing 45C 6000 mAh 7,4V Competition Li-Po Battery Pack, Stick Hardcase Dual Gold Connector 4mm	Stick Hard Case		Dual 4mm Gold		2 mm Gold	138	46	24.8	292
C-48271	Sport Racing 45C 6400 mAh 3,7V Competition Li-Po Battery Pack, Stick Hardcase Gold Connector 4mm	Stick Hard Case		4mm Gold			92	46	18	151
C-48272-D	Sport Racing 45C 5000 mAh 7,4V Competition Li-Po Battery Pack, Stick Hardcase 12Awg Wire T-Plug Connector	Stick Hard Case		T-Plug	12 AWG	2S XH	138	46	24.8	234
C-48273	Sport Racing 45C 4500 mAh 7,4V Competition Li-Po Battery Pack, Stick Shorty Hardcase Dual Gold Connector 4mm	Shorty Hard Case		Dual 4mm Gold		2 mm Gold	93	46	24.8	199
C-48274	Sport Racing 45C 4800 mAh 7,4V Competition Li-Po Battery Pack, Stick SQUARE Hardcase Dual Gold Connector 4mm	Square Hard Case		Dual 4mm Gold		2 mm Gold	92	69	24.8	249
C-48275	Sport Racing 45C 3200 mAh 11,1V Competition Li-Po Battery Pack, Stick Hardcase 12Awg Wire T-Plug Connector	Round Hard Case		T-Plug		3S XH	138	46	24.4	240
C-48280-D	Sport Racing 45C 4500 mAh 14,8V Competition Li-Po Battery Pack, Stick Hardcase 12Awg Wire T-Plug Connector	Stick Hard Case		T-Plug	12 AWG	4S XH	138	46	47.4	430
C-48281-D	Sport Racing 45C 6000 mAh 14,8V Competition Li-Po Battery Pack, Stick Hardcase 12Awg Wire T-Plug Connector	Stick Hard Case		T-Plug	12 AWG	4S XH	138	46	47.4	513
C-48285-D	Sport Racing 45C 4500 mAh 22,2V Competition Li-Po Battery Pack, Stick Hardcase 12Awg Wire T-Plug Connector	Stick Hard Case		T-Plug	12 AWG	6S XH	138	46	47.4	591
X-Treme Pro 90 C Series										
C-48240-D	X-Treme Pro 90C 6000 mAh 14,8V Competition Li-Po Battery Pack, Stick Hardcase 12Awg Wire T-Plug Connector	Stick Hard Case		T-Plug	12 AWG	4S XH	138	46	47.4	557
C-48241-D	X-Treme Pro 90C 7000 mAh 14,8V Competition Li-Po Battery Pack, Stick Hardcase 12Awg Wire T-Plug Connector	Stick Hard Case		T-Plug	12 AWG	4S XH	138	46	47.4	593
C-48245-D	X-Treme Pro 90C 4500 mAh 22,2V Competition Li-Po Battery Pack, Stick Hardcase 12Awg Wire T-Plug Connector	Stick Hard Case		T-Plug	12 AWG	6S XH	138	46	47.4	601
C-48250	X-Treme Pro 90C 4800 mAh 7,4V Competition Li-Po Battery Pack, Stick Shorty Hardcase Dual Gold Connector 4mm	Shorty Hard Case	EFRA - BRCA	Dual 4mm Gold		2 mm Gold	93	46	24.4	201
C-48255	X-Treme Pro 90C 8000 mAh 7,4V Competition Li-Po Battery Pack, Stick Hardcase Dual Gold Connector 4mm	Stick Hard Case	EFRA - BRCA	Dual 4mm Gold		2 mm Gold	138	46	24.8	312
C-48256	X-Treme Pro 90C 7000 mAh 7,4V Competition Li-Po Battery Pack, Stick Hardcase Dual Gold Connector 4mm	Stick Hard Case	EFRA - BRCA	Dual 4mm Gold		2 mm Gold	138	46	24.8	306
C-48257	X-Treme Pro 90C 6000 mAh 7,4V Competition Li-Po Battery Pack, Stick Hardcase Dual Gold Connector 4mm	Stick Hard Case	EFRA - BRCA	Dual 4mm Gold		2 mm Gold	138	46	24.8	298
C-48260	X-Treme Pro 90C 5800 mAh 7,4V Competition Li-Po Battery Pack, Saddle Hardcase Gold Connector 4mm	Saddle Hard Case	EFRA - BRCA	4mm Gold		2 mm Gold	69	46	24.8	145
C-48261	X-Treme Pro 90C 6400 mAh 3,7V Competition Li-Po Battery Pack, Stick Hardcase Gold Connector 4mm	Stick Hard Case	EFRA - BRCA	4mm Gold			92	46	18	147
Platinum V+ 100 C Series										
C-48330	Platinum V+ 100C 6200 mAh 3,7V Competition Li-Po Battery Pack, Stick Hardcase Gold Connector 4mm	Stick Hard Case	EFRA - BRCA	4mm Gold			92	46	18	152
C-48335	Platinum V+ 100C 5800 mAh 7,4V Competition Li-Po Battery Pack, Stick Hardcase Dual Gold Connector 4mm	Stick Hard Case	EFRA - BRCA	Dual 4mm Gold		2 mm Gold	138	46	24.8	284
C-48336	Platinum V+ 100C 6800 mAh 7,4V Competition Li-Po Battery Pack, Stick Hardcase Dual Gold Connector 4mm	Stick Hard Case	EFRA - BRCA	Dual 4mm Gold		2 mm Gold	138	46	24.8	314
C-48340	Platinum V+ 100C 4500 mAh 7,4V Competition Li-Po Battery Pack, Stick Shorty Hardcase Dual Gold Connector 4mm	Shorty Hard Case	EFRA - BRCA	Dual 4mm Gold		2 mm Gold	93	46	24.8	205
C-48345	Platinum V+ 100C 4800 mAh 7,4V Competition Li-Po Battery Pack, Stick SQUARE Hardcase Dual Gold Connector 4mm	Square Hard Case		Dual 4mm Gold		2 mm Gold	92	69	24.8	256

1/12 • 1/10 BRUSHLESS CONTROLLERS

Cerix Pro Series Features

The Team Corally CERIX-PRO series electronic speed controllers for sensored and sensorless motors are being fine tuned for the today's high power brushless motors. Everything can be set-up on these controllers to provide you the best functionality and performance.

These series of controllers are manufactured with the highest grade components to ensure the lowest possible internal resistance resulting in a optimised performance. These controllers give the competition racer what he needs. You will experience the best controllability of your RC car, no matter you use it in a on-road or off-road car.

- For sensored and sensorless motors
- Manufactured with the highest grade components
- Ultra compact design
- Aluminum case for improved heat dissipation
- Built in power switch
- Advanced boost & turbo timing system for improved acceleration performance
- Enhanced throttle & brake control function.
- 10 programmed profiles can be stored in the ESC
- Adjustable BEC voltage 6.0V or 7.4V - 5A Current
- Powerful TC Link software to test motor timing and advise the best ESC timing setting

Programming Features

General Settings

- Running Mode
- Cut-off Voltage
- Overheat protection
- Motor Rotation
- Reverse Speed

Throttle Control

- Dead Band
- Punch Rate SW-Point
- Punch Rate 1
- Punch Rate 2
- Throttle Curve

Brake Control

- Initial Brake
- Drag Brake
- Brake Strength
- Brake Rate Control
- Brake Curve

Boost Function

- Boost Timing
- Start RPM
- End RPM
- Boost Constraint
- Boost Slope

Turbo Timing

- Turbo Timing
- Activation Method
- Turbo Delay
- Start RPM
- Turbo Slope



C-53001

DC Booster

Built-In Capacitors

Cerix Pro 120-1S

1/12 Pan Cars

Application	1/12 Pan Car
Cont. Current (A)	120A
Burst (A)	760A
N° of Li-xx Cells	1S
BEC	6V - 3A
Motor Type	Sensored & Sensorless
Motor Limits	= > 3.5T • 1/12 Pan Car
Resistance	0.00030 ohm
Dimensions	38.5x31x23mm
Weight	50g

Power Specs



C-53002

Cerix Pro 120

1/10 On-Road • Off-Road

Application	1/10 Touring 1/10 Pan Car 1/10 Off-Road Crawlers
Cont. Current (A)	120A
Burst (A)	760A
N° of Li-xx Cells	2 - 3S
BEC	6V - 3A
Motor Type	Sensored & Sensorless
Motor Limits	2S Lipo => 3.5T • 1/10 On-Road => 5.5T • 1/10 Off-Road 3S Lipo => 5.5T • 1/10 On-Road => 8.5T • 1/10 Off-Road
Resistance	0.00030 ohm
Dimensions	40x33x21mm incl. Fan 40x33x28mm
Weight	52g incl. Fan 59g

Power Specs

Factory Team
Selected

TC Smart Box

for Cerix Pro & Revoc Pro Controllers



C-53008

Setting up all parameters of your ESC made easy with this digital programmer. The bright LCD screen let you run through all the programs and within seconds the values have been changed. This programmer can also be used as interface between your PC and the ESC to update your firmware or to do even more set-ups.

The TC Smart Box offers six-in-one functions:

- ESC Settings
- Servo Tester
- PC Interface - Link ESC to PC
- Motor KV/RPM Tester
- Input PPM Signal Monitor
- LiPo Battery Monitor



30mm
Cooling Fan



WORLD CHAMPIONS



C-53003

Built-In Capacitors
SBEC 6V-7.4V • 5A

Cerix Pro 160

1/10 On-Road • Off-Road

Application	1/10 Touring 1/10 Pan Car 1/10 Off-Road
Cont. Current (A)	160A
Burst (A)	800A
N° of Li-xx Cells	2 - 3S
BEC	6V - 5A 7.4V - 5A
Motor Type	Sensored & Sensorless
Motor Limits	2S Lipo => < 3.5T • 1/10 On-Road => < 5.5T • 1/10 Off-Road 3S Lipo => < 5.5T • 1/10 On-Road => < 8.5T • 1/10 Off-Road
Resistance	0.00018 ohm
Dimensions	37x32x22mm incl. Fan 37x32x30mm
Weight	44g incl. Fan 53g

Power Specs



30mm
Cooling Fan

Revoc Pro 160

1/8 Off-Road • On-Road

The Team Corally REVOC PRO electronic speed controller for sensed and sensorless motors are being fine tuned for the today's high power brushless motors. Everything can be set-up on these controllers to provide you the best functionality and performance.

The REVOC PRO manufactured with the highest grade components to ensure the lowest possible internal resistance resulting in a optimised performance. These controllers give the competition racer what he needs. You will experience the best controllability of your RC car, no matter you use it in a on-road or off-road car.

- For sensed and sensorless motors
- Manufactured with the highest grade components
- Ultra compact design
- Aluminum case for improved heat dissipation
- Waterproof power switch
- Advanced boost & turbo timing system for improved acceleration performance
- Enhanced throttle & brake control function.
- 10 programmed profiles can be stored in the ESC
- High power 5A BEC
- Powerful TC Link software to test motor timing and advise the best ESC timing setting

Programming Features

General Settings

- Running Mode
- Cut-off Voltage
- Overheat protection
- Motor Rotation
- Reverse Speed

Throttle Control

- Dead Band
- Punch Rate SW- Point
- Punch Rate 1
- Punch Rate 2
- Throttle Curve

Brake Control

- Initial Brake
- Drag Brake
- Brake Strength
- Brake Rate Control
- Brake Curve

Turbo Timing

- Turbo Timing
- Turbo Delay
- Turbo Slope

Application	1/8 Off-Road 1/8 On-Road
Cont. Current (A)	160A
Burst (A)	900A
N° of Li-xx Cells	2 - 6S
BEC	6V - 5A
Motor Type	Sensored & Sensorless
Motor Limits	2S - 4S Lipo =< KV 3000 • 4-6 Poles 2S - 6S Lipo =< KV 2200 • 2-4 Poles
Resistance	0.00020 ohm
Dimensions	58x42x36mm
Weight	122g

Built-In Capacitors

Power Specs




C-52004

Factory Team Selected

THE powerhouse controller for 1/8 racing



1/12 - 1/10 SENSORED BRUSHLESS RACING MOTORS



Dynospeed SPEC Sensored 2-Pole Brushless Motors 1/12 - 1/10 Stock Class

Ref #	Motor Type	Turns	KV	N° of cells	Max Current	No load Current	Weight
C-61100	Dynospeed SPEC 3.0 - Sensored - 10.5 Turns - 3600 KV	10.5	3600	1 - 3S	65 A	1.6 A	166 g
C-61101	Dynospeed SPEC 3.0 - Sensored - 13.5 Turns - 3050 KV	13.5	3050	1 - 3S	50 A	1.3 A	166 g
C-61102	Dynospeed SPEC 3.0 - Sensored - 17.5 Turns - 2200 KV	17.5	2200	1 - 3S	35 A	1.1 A	166 g
C-61103	Dynospeed SPEC 3.0 - Sensored - 21.5 Turns - 1760 KV	21.5	1760	1 - 3S	28 A	0.9 A	166 g

Tech Specs

Motor Length	52.6 mm
Motor Ø	35.8 mm
Motor shaft Ø	3.17 mm
Sensor Ports	2 ports
Adjustable timing	Yes

The Team Corally MOD-X modified class and SPEC stock class brushless motor series is a high performance motor line developed around trend-setting technologies. We at Team Corally's R&D department only have highest efficiency and maximum power in mind, when we designed this line of high-performance motors. The result speaks for itself: impressive performance, more power, more top-end and this all keeping the motor temperature lower.

Features

- Precision machined T6 aluminum motor can
- High purity copper windings maximizes conductivity
- High power solder tabs
- Removable and replaceable rotor
- Powerful sintered Neodymium magnet
- Improved stator design for higher efficiency
- Dual Sensor Port
- Adjustable Timing
- Compatible with all Sensored/ Sensorless ESC
- Compliant with EFRA, BRCA, IFMAR, ROAR rules



Dynospeed MOD-X Sensored 2-Pole Brushless Motors 1/12 - 1/10 Modified Class


Ref #	Motor Type	Turns	KV	N° of cells	Max Current	No load Current	Weight
C-61000	Dynospeed MODX 3.0 - Sensored - 3.5 Turns - 9100 KV	3.5	9100	1 - 2S	130 A	9.1 A	168 g
C-61001	Dynospeed MODX 3.0 - Sensored - 4.5 Turns - 7650 KV	4.5	7650	1 - 2S	110 A	6.9 A	168 g
C-61002	Dynospeed MODX 3.0 - Sensored - 5.5 Turns - 6450 KV	5.5	6450	1 - 2S	100 A	5.8 A	168 g
C-61003	Dynospeed MODX 3.0 - Sensored - 6.5 Turns - 5350 KV	6.5	5350	1 - 2S	95 A	4.1 A	168 g
C-61004	Dynospeed MODX 3.0 - Sensored - 7.5 Turns - 4700 KV	7.5	4700	1 - 2S	86 A	3.5 A	168 g
C-61005	Dynospeed MODX 3.0 - Sensored - 8.5 Turns - 4100 KV	8.5	4100	1 - 3S	80 A	3.2 A	168 g
C-61006	Dynospeed MODX 3.0 - Sensored - 9.5 Turns - 3700 KV	9.5	3700	1 - 3S	70 A	2.7 A	168 g
C-61007	Dynospeed MODX 3.0 - Sensored - 10.5 Turns - 3450 KV	10.5	3450	1 - 3S	65 A	1.9 A	168 g

*engineered
to be the fastest*



WORLD CHAMPIONS

1/8 SENSORED BRUSHLESS RACING MOTORS



Tech Specs

Motor Length	68 mm
Motor ø	40.8mm 42.8 mm
Motor shaft ø	5 mm
Sensor Ports	1 port
Adjustable timing	No

Dynotorq 815-4 Pole Sensored 4-Pole Brushless Motors 1/8 Class

The Team Corally 815-4 Pole 1/8 class brushless motor series is a high performance motor line developed using the latest technologies.

We at Team Corally's R&D department only have highest efficiency and maximum power in mind, when we designed this line of 1/8 Class motors. They feature high quality oversized bearings, sintered Neodymium magnets and a superior electromagnetic design.

The result speaks for itself: impressive performance, more power, more top-end and this all keeping the motor temperature lower for maximum efficiency.

Features

- Sensored motor for 1/8 scale competition
- Precision machined T6 aluminum motor can
- 12 Slots Stator Hi-torque motor design
- 4-Pole Rotor sintered Neodymium magnets
- High power solder tabs
- High RPM & oversized bearings
- High purity copper windings maximizes conductivity
- Precision Engineered for maximum efficiency
- Super thin (0.2mm) stator laminations
- ø5mm Shaft
- Removable / replaceable rotor
- Compatible with all Sensored/ Sensorless ESC

Ref #	Motor Type	Turns	KV	N° of cells	Max Current	Weight
C-61200	Dynotorq 815 - Sensored - 4-Pole - Turns 1Y - 2350 KV	1Y	2350	2 - 4S	130 A	340 g
C-61201	Dynotorq 815 - Sensored - 4-Pole - Turns 2D - 2150 KV	2D	2150	2 - 4S	115 A	340 g
C-61202	Dynotorq 815 - Sensored - 4-Pole - Turns 2.5D - 1750 KV	2.5D	1750	2 - 6S	94 A	340 g

High Flex Sensor Cables

From 70mm up to 200mm length • Blister Pack: 1 Pc



C-50300	High Flex Sensor Cable - 70mm Gold terminal
C-50301	High Flex Sensor Cable - 100mm Gold terminal
C-50302	High Flex Sensor Cable - 150mm Gold terminal
C-50303	High Flex Sensor Cable - 200mm Gold terminal

The Team Corally sensor cables are made from high quality silicone insulated wire and tube. These units are extremely soft and flexible and will not tweak 12th scale or pan cars.

The silicone wires are burn resistant and crimped at the insulation for improved durability.

Factory Team Selected



SERVOS



C-52001

CS-5226 High Voltage 6 - 8.4V
Coreless Motor - Titanium Gears

Servo Type	Ultra High Torque
Voltage range	6.0 - 8.4V
Speed @ 6.0V	0.09 sec/60°
Speed @ 7.4V	0.08 sec/60°
Speed @ 8.4V	0.07 sec/60°
Torque @ 6.0V	18.3 kg/cm
Torque @ 7.4V	22.6 kg/cm
Torque @ 8.4V	25.6 kg/cm
Dimensions (mm)	40.5 x 20.5 x 36 mm
Weight	72g



C-52000

CS-5016 High Voltage 6 - 8.4V
Coreless Motor - Titanium Gears

Servo Type	Ultra High Speed
Voltage range	6.0 - 8.4V
Speed @ 6.0V	0.07 sec/60°
Speed @ 7.4V	0.06 sec/60°
Speed @ 8.4V	0.05 sec/60°
Torque @ 6.0V	11.8 kg/cm
Torque @ 7.4V	14.4 kg/cm
Torque @ 8.4V	16.5 kg/cm
Dimensions (mm)	40.5 x 20.5 x 36 mm
Weight	72g



C-52002

CS-4014 High Voltage 6 - 8.4V
Coreless Motor - Titanium Gears

Servo Type	Low Profile High Speed
Voltage range	6.0 - 8.4V
Speed @ 6.0V	0.09 sec/60°
Speed @ 7.4V	0.08 sec/60°
Speed @ 8.4V	0.07 sec/60°
Torque @ 6.0V	9.5 kg/cm
Torque @ 7.4V	12.0 kg/cm
Torque @ 8.4V	14.0 kg/cm
Dimensions (mm)	40.5 x 20.5 x 26 mm
Weight	56g



C-52003

CS-3007 High Voltage 6 - 8.4V
Coreless Motor - Titanium Gears


Servo Type	Mini High Speed
Voltage range	6.0 - 8.4V
Speed @ 6.0V	0.08 sec/60°
Speed @ 7.4V	0.07 sec/60°
Speed @ 8.4V	0.06 sec/60°
Torque @ 6.0V	4.5 kg/cm
Torque @ 7.4V	6.25 kg/cm
Torque @ 8.4V	7.5 kg/cm
Dimensions (mm)	35.5 x 15 x 33 mm
Weight	34g



C-52012

CV-4008 Low Voltage 4.8 - 6V
Coreless Motor - Titanium Gears

Servo Type	Low Profile High Speed
Voltage range	4.8 - 6.0V
Speed @ 6.0V	0.07 sec/60°
Torque @ 6.0V	8.5 kg/cm
Dimensions (mm)	40.5 x 20.5 x 26 mm
Weight	56g



C-52010

CV-3005 Low Voltage 4.8 - 6V
Coreless Motor - Titanium Gears

Servo Type	Mini High Speed
Voltage range	4.8 - 6.0V
Speed @ 6.0V	0.06 sec/60°
Torque @ 6.0V	5.4 kg/cm
Dimensions (mm)	35.5 x 15 x 33 mm
Weight	34g



C-52011

CV-2204 Low Voltage 4.8 - 6V
Coreless Motor - Titanium Gears

Servo Type	Micro High Speed
Voltage range	4.8 - 6.0V
Speed @ 6.0V	0.05 sec/60°
Torque @ 6.0V	4.3 kg/cm
Dimensions (mm)	23 x 12 x 30 mm
Weight	21g

Team Corally servos have been developed to provide racers with high quality servo's that will exceed expectations at every level. With features that meet or surpass what our competition can provide, Team Corally servos deliver performance and unmatched value.

All Team Corally servos include a full aluminum case that provides bomb proof durability and improved heat dissipation, a titanium gear train that is supported by dual ball bearings and a coreless motor.

Stop wasting your money on budget servos that look good in the spec list, but fall short when its time to perform. Get Team Corally and don't look back.

WORLD CHAMPIONS

SERVO SAVERS



Servo Saver Small 21 Spline
fits Novak NES-1-A

C-10112	Servo Saver Small 21 Spline Novak NES-1-A
---------	---



Servo Saver Small 23 Spline
fits Sanwa • JR • KO Propo

C-10113	Servo Saver Small 23 Spline Sanwa - JR - KO Propo
---------	---



Servo Saver Small 25 Spline
fits Futaba • Savox • Corally

C-10114	Servo Saver Small 25 Spline Futaba - Savox - Corally
---------	--



Servo Saver Small 24 Spline
fits Hitec

C-10131	Servo Saver Small 24 Spline Hitec
---------	---

Molded composite servo saver set.
Consists of a pre-adjusted spring to
make the servo saver strong enough to
prevent extreme steering deflection from
impacts, while at the same time being
flexible enough to prevent servo damage
in hard crashes.



Servo Saver Medium Universal
fits all servo brands

C-10201	Servo Saver Medium Universal 23-24-25 Spline Fits all brands servos
---------	---



Servo Saver Large Universal
fits all servo brands

C-10121	Servo Saver Large Universal 23-24-25 Spline Fits all brands servos
---------	--



Servo Saver Large Universal
fits all servo brands

C-10122	Servo Saver Large Universal Double End 23-24-25 Spline Fits all brands servos
---------	--



Servo Saver Large Universal
fits all servo brands

C-10123	Servo Saver Large Universal Narrow End 23-24-25 Spline Fits all brands servos
---------	--



Servo Saver HD Large Universal
fits all servo brands

C-10124	Servo Saver HD Large Universal Extra Strong Spring 23-24-25 Spline Fits all brands servos
---------	--

Servo Saver Application Chart

Ref #	Size	Spline	Fits Servo Brand	Arm Length	Application
C-10112	Small	21 Spline	Novak NES-1-A	16 mm	1/12 - 1/10 - F1 Pan Cars
C-10113	Small	23 Spline	Sanwa - Ko Propo - JR	16 mm	1/12 - 1/10 - F1 Pan Cars
C-10114	Small	25 Spline	Futaba - Savox - Corally	16 mm	1/12 - 1/10 - F1 Pan Cars
C-10131	Small	24 Spline	Hitec	16 mm	1/12 - 1/10 - F1 Pan Cars
C-10201	Medium	23-24-25 Spline	All Brands	20 mm	1/10 Touring - 1/10 Off-Road
C-10121	Large	23-24-25 Spline	All Brands	23 mm	1/8 Off-Road - 1/8 On-Road
C-10122	Large	23-24-25 Spline	All Brands	23 mm	1/8 Off-Road - 1/8 On-Road
C-10123	Large	23-24-25 Spline	All Brands	23 mm	1/8 Off-Road - 1/8 On-Road
C-10124	Large HD	23-24-25 Spline	All Brands	23 mm	1/8 Off-Road - 1/8 On-Road

Factory Team Selected



NITRO .21 OFF-ROAD RACING ENGINES

Team Corally goes Nitro...

For more then 25 years, Team Corally is known all over the world for their innovations and engineering of high-end racing products. Nitro powered racing is popular and we at Team Corally decided to develop a range of high performance nitro products.

The Team Corally engines are engineered following the latest racing trends and making sure that drivers get the power, run-time and reliability they need to be successful.

Developing a good but affordable engine takes a lot of time. We at Team Corally partnered with one of worlds leading engine manufacturers to build this new range of Team Corally off-road racing engines.



ETOR 21 5+2P 5 + 2 Ports - Buggy

Displacement	3.45 CC
Bore	16.26 mm
Stroke	16.80 mm
Practical RPM	3.000 - 40.000
Power Output	2.68 PS
Ports	5+2 Ports
Crankshaft	ø 14 mm
Glow Plug	Turbo
Weight	350 g

ETOR 21 3P 3 Ports - Buggy

Displacement	3.45 CC
Bore	16.26 mm
Stroke	16.80 mm
Practical RPM	3.000 - 40.000
Power Output	2.68 PS
Ports	3 Ports
Crankshaft	ø 14 mm
Glow Plug	Turbo
Weight	350 g

Engine Fuel Consumption

Engine	Fuel	Exhaust	Run Time / Fuel Tank 125ml	Engine temperature
ETOR .21 3P	TC Nitro Juice 16%	TC 2041	8.45 - 8.55 min	119°C
	TC Nitro Juice 25%	TC 2041	8.10 - 8.20 min	121°C
	TC Nitro Juice 16%	TC 2041 Turbo	8.20 - 8.25 min	122°C
	TC Nitro Juice 25%	TC 2041 Turbo	7.45 - 7.55 min	123°C
ETOR .21 5+2P	TC Nitro Juice 16%	TC 2041	8.25 - 8.30 min	120°C
	TC Nitro Juice 25%	TC 2041	7.40 - 7.45 min	126°C
	TC Nitro Juice 16%	TC 2041 Turbo	7.45 - 7.55 min	122°C
	TC Nitro Juice 25%	TC 2041 Turbo	7.10 - 7.15 min	123°C

We Recommend

To obtain the maximum performance and running time on the TC ETOR engines we recommend the use of the Team Corally NITRO JUICE 16% or 25%



WORLD CHAMPIONS

NITRO POWER ACCESSORIES

TC Nitro Juice

Racing Fuel • 16% or 25% Nitromethane



Designed for racing

We have tested dozens of different combinations of nitromethane and special formulated Synthetic / Castor oil blends to end up with the ideal fuel for the competition driver!

The special formulated Synthetic / Castor oil blend feature very low viscosity and flow through the carburetor with extreme efficiency, allowing the nitromethane to release maximum power and torque for each of the TC Nitro Juices.

Guaranteed performance through extensive testing

Our engineers and top drivers have spent numerous hours to determine the best-performing race fuels. Their input has given us the ability to provide a fuel that is perfect for the TC Etor 21 engines as well for all other types and brands of racing engines and tuned pipes.

Formulated for the ultimate performance

The TC Nitro Juice Racing Fuel blend is formulated for more power, maximum speed, extra cooling, longer runtime and easier tuning compared to all other racing fuel brands. Experienced racers will find the TC Nitro Juice to be extremely efficient with up to 10% longer run times compared to leading race brands giving you the competitive edge in pit stop strategy.

Features

- Ultimate performance
- Superior fuel economy
- Excellent throttle response
- Optimised lubrication
- Lower engine temperature
- Increased engine life

C-41100	Nitro Juice 16% - 4 Litres
C-41101	Nitro Juice 25% - 4 Litres



Factory Team Selected



Set Includes:
Tuned Pipe, Manifold, Short Springs,
Long Springs, Exhaust Gaskets

TC Tuned Pipe Combo

Made in Germany • 2 Versions

This is the TC 2041 Tuned Pipe and Manifold Combo, and is optimised for the TC ETOR .21 engines. The TC 2041 pipe features a smooth controllable bottom end, great mid and top end, as well as excellent run time.

If you're looking for a punchier bottom-end check out the TC 2041 Turbo pipe combo.

Made in Germany with the finest materials. The pipes are black chrome coated for extra durability. The TC all exhaust systems are 'in-line', where the manifold is connected to the muffler with springs.

C-40010	Exhaust Pipe and Manifold set "Standard" Off-Road 1/8 - Efra 2041
C-40011	Exhaust Pipe and Manifold set "Turbo" Off-Road 1/8 - Efra 2041



NITRO POWER ACCESSORIES

TC Li-Po Glow 1200

Glowstarter + Charger

The Team Corally LiPo Glow 1200 glowdriver with 1200mAh Li-Po battery and Li-Po charger. The Team Corally LiPo Glow 1200 glow driver produces higher power output than comparable NiMH glow drivers and features an indicator light that will detect if the glow plug is bad.

Features:

- Perfect stabilised voltage 1.5V
- Improved burning of the glowplug = Easy start
- Lipo battery technology 3.7V - 1200mAh
- LED indicator
 - RED = Low Battery
 - GREEN = Glow Plug condition OK
- Lipo-Glow 1200mAh = 3600mAh NiMH Glowstarter

Tech Specs:

Integrated Battery	Li-Po 3.7V 1 Cell 1200mAh
Charger	Adapter Charger Charging Time approx 8h
Nr of Starts	Approx 50 starts
C-41002.EU	Li-Po Glow 1200 - EU version



TC Nitro Powerbox

Powered by Twin 750 high-torque motors

The Team Corally professional 1/8 Off-Road Nitro Powerbox. Powerful, affordable, reliable. The Nitro Powerbox is developed to provide 1/8 scale off road enthusiasts with a starter box that exceeds expectations. Breaking in a new engine? Tight engines are no match for the Nitro Powerbox. With the twin 6300 RPM - 750 size motors, the Nitro Powerbox delivers the power needed to turn over the most stubborn engines. The battery tray will fit common 7.2V NiMH or 7.4V LiPo packs, providing an easy to use setup that is compatible with batteries you probably already have on hand. Another unique feature is the quick access cover release tab that exposes the inside of the starter box without the need for tools. When its time to get inside the box, simply press the tab and lift the lid! The TC Nitro Powerbox provides nitro enthusiasts with a powerful and affordable solution that wont leave you stuck in a pinch.



Features:

- Fits 1/8 Buggy & Truggy
- Compact Size
- 95% Assembled - just install chassis retaining holding pins
- Easy access cover release
- Adjustable chassis holding pins
- Twin high torque 750 - 6300 RPM motors
- Factory installed T-Plug connectors
- Fits two 7.2V NiMH stick packs, or two 2S LiPo packs
- Handle can hold a glow ignitor, tuning driver, glow plug wrench and spare glow plugs

C-41010 Nitro Powerbox - Twin 750 motors



WORLD CHAMPIONS



Dimensions:
121x40x39.6mm
Weight: 75g

TC IR Temp Gun

Non-contact temperature measuring device

The Team Corally infrared temperature gun is a highly useful non-contact tool specially designed for use with R/C engines, motors, battery packs, battery chargers, electronic speed controllers, as well as hundreds of other applications. To use, simply aim the infrared thermometer at the target and press the measurement button to quickly and easily display the surface temperatures.

Features:

- High speed and accurate infrared sensor
- Four selectable scan modes
Quick Mode / Scan Mode / Max. Value / Min. Value
- Selectable Celsius and Fahrenheit scale
- Temperature range -40°C – 380°C (-40°F – 716°F)
- Adjustable infrared emissivity coefficient
- Large easy-to-read LCD display, with backlight
- 1 minute auto-off timer conserves battery life

Tech Specs:

Power Source	2x "AAA" Batteries (Excl)
Temperature range control	
Celsius	Fahrenheit
-40°C – 0°C: ±1°C	-40°F – 32°F: ±1.8°F
0°C – 60°C: ±0.5°C	32°F – 140°F: ±0.9°F
60°C – 120°C: ±1°C	140°F – 248°F: ±1.8°F
120°C – 180°C: ±2°C	248°F – 356°F: ±3.6°F
180°C – 240°C: ±3°C	356°F – 464°F: ±5.4°F
240°C – 360°C: ±4°C	464°F – 680°F: ±7.2°F
C-41000	IR Temperature Gun



TC Nitro Engine Heater

Heating Power 90W - 70°C Celsius

The Team Corally Engine Heater will pre-heat the critical internal parts of your nitro engine resulting in reduced wear and unnecessary stresses on critical internal parts including the crankshaft, connecting rod, piston and sleeve. Pre-heated engines start-up smoother, easier, and reduce stresses on starter boxes. The engine heater is perfect for nitro engines due to the heating processes temporary reduction of mechanical "pinch" allowing for easier and safer start-ups.

Features:

- 10 minute safety timer turns heater off automatically
- Built-in temperature sensor to control power output
- LED indicates status of engine heater
- 12V DC compatible with low voltage cutoff
- Fire- and heat-resistant adjustable cover
- Fits all nitro car engines
- High-efficiency heat transfer design.
- Access port to monitor temperature and even start your engine without the need to remove heater.

Tech Specs:

Input Voltage	12V DC or 3S Lipo Battery
Connector	XT-60
Heating Power	90 Watt
Heating Temperature	60° - 70° Celsius
Heating Time	approx. 10 Minutes
Low Voltage Cut-Off	9-10 Volts
C-41001	Nitro Engine Heater

NITRO POWER ACCESSORIES

TC Super Soft Fuel Bottle

Fuel Content 500ml

Team Corally Super Soft 500ml Fuel Bottle. This bottle is made from super soft, long lasting material for super fast pit stops, that will stand up to the abuse season after season. The plastic has been tinted to help protect your fuel from sunlight, while still allowing you to see how much fuel is in the bottle. The aluminum spout has been anodized red with a laser etched Team Corally logo and a nice rubber cap to prevent spilling during transport.

Features:

- Large 500cc capacity
- New softer longer lasting bottle material
- Laser etched logo
- Red anodized aluminum spout with a curved neck
- Tinted plastic protects fuel from sunlight and still allows you to see level of fuel in bottle
- Rubber cap to prevent spilling during transport

C-41011 | Super Soft Fuel Bottle - 500ml



Factory Team Selected



THE ULTIMATE PIT CASE



Dimensions: 420x303x400mm

Team Corally's brand new polypropylene PIT CASE features four large assortment boxes with adjustable compartments and secure locks, roomy storage under the lid for your transmitter or charger and 3 extra lid compartments with movable dividers.

Easy to clip latching system made for handy and secure storage. Simply press the two clips together to release the safety latch and you can remove the individual boxes.

This TC PIT CASE has everything to get you really organised at the track.

- 4 large assortment boxes with adjustable compartments
- Roomy storage under the lid
- 3 extra lid compartments with movable dividers
- It's so strong, you can use it as a chair
- Safety latches to secure lock the boxes

C-90250	Pit Case - 4 Assortment Box Drawers
C-90251	Pit Case - 4 Assortment Box Drawers Including Universal Pre-Cut Foam



It's so strong,
you can use it as a chair

Pit Case w/ 4 assortment boxes



Roomy storage under the lid



Pick and pluck foam insert to protect
your radio, charger, accessories



3 Extra lid compartments
with movable dividers



Easy to clip latch system
for secure storage



Tough, durable, translucent plastic
box with 3 to 21 adjustable
compartments. Strong secure locks.



WORLD CHAMPIONS

Carrying Bags

2 or 3 Corrugated Plastic Drawers

The Team Corally bags are made to resist wear and endure all those trips to and from the track and beyond. The cover itself is made from a durable thick nylon. Silk-screened printed factory team logos embody the bag throughout.

The 2-or 3 corrugated plastic storage boxes keep your stuff secure and resist tearing and warping under the most extreme conditions.

Each storage box includes an injection molded plastic handle insert and injection molded leading edge insert for easy sliding in and out of each box.

C-90240	Carrying Bag - 2 Plastic Drawers
C-90241	Carrying Bag - 2 Plastic Drawers



Dimensions:
540x335x325 mm
2 Drawers

Dimensions:
540x505x325 mm
3 Drawers

Carrying Bag
C-90240
2 Drawers



Carrying Bag
C-90241
3 Drawers



Dimensions:
220x310x90mm



Radio Bag
Padded Protection



Dimensions (Int):
160x60x60mm

Li-Po Safe Bag
Fireproof Certified Material



LIPO SAFE BAG for charging and storage of LiPo batteries - a must have for any LiPo battery user. Made from fireproof certified material conformi to EU standard. The bag is made from the same fire-resistant material as used in firefighter suits. A stylish lipo safe bag with official Team Corally Factory Team logos. Can store up to 2 standard size batteries.

C-90242 Lipo Safe Bag

PROFESSIONAL PIT GEAR

Factory Team Selected



C-90245 Transmitter Bag - for Pistol TX and Stick TX

PIT TOOLS



Soldering Station 75W

Microprocessor Controlled Temperature

The Team Corally Soldering Station 75 is fully packed with amazing features. With 75W it features an extreme power and together with the high-power Hakko heating element it reaches the working temperature unbelievably fast. You get perfect soldering joints on batteries, motors or speed controls with very few waiting time.

The Team Corally Soldering Station 75 is microprocessor controlled for easiest setup and super fast temperature adjustment within 1 degree celsius increments.

Easy to replace soldering tips

The soldering tips of the 75W soldering handle with its comfortable rubber grip can easily be replaced in seconds without any tools.

Sleeping mode and automatic shutdown

The Team Corally constant temperature soldering station 75 automatically detects its own working status. When not in use, it will be in a quiescent state. When arriving to the set sleep time, the iron will be lowered to 200 ° C in temperature, so as to enter into the sleep state. After the soldering iron enter into the sleep state, the program starts timing. If the soldering iron is still in the sleep state within the set shutdown time, the equipment will be automatic power off to save energy and for extra safety. The automatic shutdown time range is from 0 to 99 minutes

Temperature display in Celsius or Fahrenheit

The temperature can be displayed either in Celsius or Fahrenheit

Tech Specs:

Input Voltage	AC 230V-50Hz
Max. Power	75 Watt
Temperature Range	200-450° Celsius

C-48512.EU	Soldering Station 75W - Euro Version
C-48512.UK	Soldering Station 75W - UK Version

Soldering Tips

3 Pcs Thin - Medium - Large



C-48513	Replacement Tips - TC Soldering Station 3 pcs
---------	--



WORLD CHAMPIONS

TC Led Folding Pit Light

with Touch Sensitive Controls

Team Corally's aluminum LED Folding Pit Light features convenient touch sensitive controls with three adjustable light color modes and six adjustable brightness/dimming levels for a wide range of lighting choices. Utilizing clean, LED light technology, and 32 high power LED's, this light is ideal for general illumination. Plus, it uses only 11 watts of power or less to provide the light equivalent of a 100 watt incandescent bulb.

The unique light also features a stylish folding and rotatable design with adjustable joints that can be placed in almost any position without tightening or loosening knobs or screws. Simply move the light to where you need it and the lamp will hold that position.

Features:

- 270 Degrees adjustable lighting angle
- Convenient touch sensitive controls
- Three adjustable light color modes (3.000K, 3.500K and 4.000K)
- Six adjustable brightness / dimming levels (Light output from 180 to 600 lumens)
- Foldable design to save space
- Power with 12V DC, USB or LiPo (2S-3S)

Set Contents:

- Axis Pit Light
- DC Input cable
- USB Input cable
- Carrying Case

Tech Specs:

Input Voltage	DC 6-15V, USB 5V/2.1A
Max. Power	11 Watt
Brightness	180 - 600 Lumens (6 Steps)
Color Temperature	3.000K, 3.500K & 4.000K
Size	281x60x314mm
Weight	460 g

C-16310	Led Folding Pit Light - Red Color
C-16311	Led Folding Pit Light - Black Color



32 high-power LED's
11 watts of power



Foldable design for
easy storage and carry-on



Carrying case included

Factory Team Selected



FACTORY PRO TOOLS

Our Team Corally engineers are confident that this range of professional tools will make working on your RC vehicles much easier and quickly they will become your favorite tools for their perfect quality, fit, and extraordinary lifespan.

Features

- Special "Spring Steel" tool tips
- Extra hardened tool tip ends
- Precision ground tip ends
- Lightweight handle
- Large diameter 22mm handle
- Diamond pattern surface for extra grip
- Color coded aluminium cap
- Easy to replace tool tip



Flat Screw Drivers

Aluminium handle • Hardened tool tip

C-16140	Factory Pro Tool - Flat Screwdriver 3.0 mm
C-16141	Factory Pro Tool - Flat Screwdriver 4.0 mm



Philips Screw Drivers

Aluminium handle • Hardened tool tip

C-16150	Factory Pro Tool - Philips Screwdriver PH 3.0 mm
C-16151	Factory Pro Tool - Philips Screwdriver PH 4.0 mm
C-16152	Factory Pro Tool - Philips Screwdriver PH 5.0 mm
C-16153	Factory Pro Tool - Philips Screwdriver PH 5.8 mm




WORLD CHAMPIONS

Hex Drivers

Aluminium handle • Hardened tool tip


C-16129	Factory Pro Tool - Hex Driver 1.0 mm
C-16130	Factory Pro Tool - Hex Driver 1.5 mm
C-16131	Factory Pro Tool - Hex Driver 2.0 mm
C-16132	Factory Pro Tool - Hex Driver 2.5 mm
C-16133	Factory Pro Tool - Hex Driver 3.0 mm



Nut Drivers

Aluminium handle • Hardened tool tip

C-16160	Factory Pro Tool - Nut Driver 4.0 mm
C-16161	Factory Pro Tool - Nut Driver 5.5 mm
C-16162	Factory Pro Tool - Nut Driver 7.0 mm
C-16163	Factory Pro Tool - Nut Driver 8.0 mm



FACTORY PRO TOOLS

Multi-Tool

12 in 1



The 12 in 1 Multi-Tool driver is the tool to have in your pit or transmitter case. The set includes metric hex sizes 1.5, 2.0, 2.5, 3.0mm and SAE sizes 0.50", 1/16", 3/32", 5/64". It also includes phillips and flat head screw driver bits. All drivers are stored inside the handle when not in use. With the friction fit action, you can actually choose how much of the driver bit is exposed.

From short for those tight spots, to long, when you need to reach deep. The handle is made of aluminum, with hardened steel driver bits.

C-16301 Multi-Tool 12in1

Factory Team Selected



PIT TOOLS



Dimensions: 170x100x10mm

TC Ultra Tray




Fully packed with amazing features

The Team Corally Ultra Tray is fully packed with amazing features. Probably the smartest parts tray in the RC industry with many useful features for the serious RC driver. The TC Parts Tray is machined from a solid block of 10mm thick aluminium and hard anodised in red or titanium color for that matching racing look.

Features

- 4 parts cavities
- 4 Shock absorber holder for $\varnothing 3.5\text{mm}$ shaft shocks
- 4 Shock absorber holder for $\varnothing 3.0\text{mm}$ shaft shocks
- Soldering jigs for T-Plug, TC Pro and XT-60 connectors
- Soldering jig for Bullit connectors 3.5mm up 7mm
- Screw length measuring jig
- Shock rebound measuring cavity
- Shock Cap screw tool

C-16305	Multi-purpose Ultra Tray - CNC Machined aluminium - Titanium Color
C-16306	Multi-purpose Ultra Tray - CNC Machined aluminium - Red Color



WORLD CHAMPIONS

TC Shock Pliers

For use with 1/12 - 1/10 - 1/8 Shocks



The TC Shock Pliers are for use with 1/12, 1/10 and 1/8 scale shocks and are made from lightweight aluminum material and finished with a silky titanium anodize. The pliers feature a "nutcracker" style construction which eliminates any hard or sharp edges that could potentially cause damage. This style also provides increased leverage while providing the user with a direct feel for the amount of pressure being applied.

The TC Shock Pliers aren't only for shock shafts; the pliers feature the ability to also capture shock bodies! Just secure your 1/10 or 1/8 scale shock body into the pliers and tighten down the shock cap. No more shock building headaches or slippery shock fluid ruining your grip. As a bonus, the pliers also feature the ability to pop the shock end pillow ball in and out of place thanks to the ingenious stepped post built into the pliers. The stepped post fits 1/10 and 1/8 scale ball sizes.



C-16300 TC Shock Pliers

TC Shape-It

Scissors for polycarbonate material



The SHAPE-IT scissors are specially designed for Lexan/ polycarbonate body cutting.

This pair of scissors performs straight cuts, edge cuts with ease. Perfect for body trimming and cutting complex curves. High Quality hand grips, Ultra comfort guaranteed

Features

- Ultra sharp stainless steel blades
- Performs straight cuts, edge cuts, complex curves cut and small cuts with ease
- Comfortable hand grips
- Long lifetime span

C-16040	Shape-It Scissors - Straight
C-16041	Shape-It Scissors - Curved



TC-Shape-It
Counter Top Display (24pcs)

Factory Team Selected



ASSORTMENT PIT CASES



TC Assortment Boxes Small

Set of 3 pcs • 91 x 66 x 21mm

Very handy and useful assortment boxes for parts storage. Tough, durable, translucent plastic box with pre-set compartments. Easy, quick-access storage for small parts.

Dimensions: 91x66x21mm

Features

- Set of 3 pcs
- Box with 0 compartments
- Box with 4 compartments
- Box with 6 compartments

C-90268	Assortment Box Set 3 Pcs - Small - 91x66x21mm
---------	---



TC Assortment Boxes Medium

Set of 3 pcs • 165 x 112 x 31mm

Very handy and useful assortment boxes for parts storage. Tough, durable, translucent plastic box with pre-set compartments. Easy, quick-access storage for small parts.

Dimensions: 165x112x31mm

Features

- Set of 3 pcs
- 1x Box with 6 compartments
- 1x Box with 10 compartments
- 1x Box with 15 compartments

C-90259	Assortment Box Set 3 Pcs - Medium - 165x112x31mm
---------	--



Strong secure locks.

TC Assortment Box Large

3-21 Adjustable Compartments • 364 x 248 x 50mm

Very handy and useful box for parts storage. Tough, durable, translucent plastic box with 3 to 21 adjustable compartments. Easy, quick-access storage for small parts. Strong secure locks. Fits Team Corally Pit Case.

Dimensions: 364x248x50mm

Features

- Strong secure locks

C-90255	Assortment Box - Large - 3-21 Adjustable Compartments 364x248x50mm
---------	--



WORLD CHAMPIONS

PINION CADDIES

These Pinion Caddies are what you need in your toolbox to keep track of your car gearing. Made in high quality CNC machined aluminium with 3.17mm or 5mm posts. Fine laser engraved with TC logo and pinion teeth numbering.

64DP Pinion Caddy

23 pcs pinions from 18T to 40T

C-16207 | 64 DP Pinion Caddy

48DP Pinion Caddy

21 pcs pinions from 13T to 33T

C-16206 | 48 DP Pinion Caddy

M0.6 Pinion Caddy

11 pcs pinions from 16T to 26T

C-16203 | M0.6 Pinion Caddy

M0.6 Pinion Caddy

15 pcs pinions from 15T to 29T

C-16202 | M0.6 Pinion Caddy

32DP Pinion Caddy

11 pcs pinions from 10T to 20T

C-16204 | 32 DP Pinion Caddy

32DP Pinion Caddy

11 pcs pinions from 10T to 20T

C-16205 | 32 DP Pinion Caddy - 5mm Shafts

M1.0 Pinion Caddy


9 pcs pinions from 10T to 18T

C-16201 | M1.0 Pinion Caddy - 5mm Shafts

M1.0 Pinion Caddy

13 pcs pinions from 10T to 22T

C-16200 | M1.0 Pinion Caddy - 5mm Shafts



HIGH PERFORMANCE RACING PINION GEARS

High-performance pinion gears, manufactured from special steel for toughness and durability or lightweight 7075 Hard Anodised aluminum with precise tolerances and assures unparalleled concentricity.

Created on a special gear machine, all pinions feature ultra-precise tooth shaping and ultra-true running for vibration-free operation.

Each pinion is marked with the tooth number for easy and quick identification.



- Ultra-precise tooth shaping
- Unparalleled concentricity
- Vibration free operation
- Tooth number indication



Hard Anodised AL7075



Hardened Steel



64DP Pinions Hard Anodised AL7075 for ø3.17mm motor shafts

C-70317	64 DP – 17 Teeth
C-70318	64 DP – 18 Teeth
C-70319	64 DP – 19 Teeth
C-70320	64 DP – 20 Teeth
C-70321	64 DP – 21 Teeth
C-70322	64 DP – 22 Teeth
C-70323	64 DP – 23 Teeth
C-70324	64 DP – 24 Teeth
C-70325	64 DP – 25 Teeth
C-70326	64 DP – 26 Teeth
C-70327	64 DP – 27 Teeth
C-70328	64 DP – 28 Teeth
C-70329	64 DP – 29 Teeth
C-70330	64 DP – 30 Teeth
C-70331	64 DP – 31 Teeth
C-70332	64 DP – 32 Teeth
C-70333	64 DP – 33 Teeth
C-70334	64 DP – 34 Teeth
C-70335	64 DP – 35 Teeth
C-70336	64 DP – 36 Teeth
C-70337	64 DP – 37 Teeth
C-70338	64 DP – 38 Teeth
C-70339	64 DP – 39 Teeth
C-70340	64 DP – 40 Teeth
C-70342	64 DP – 42 Teeth
C-70344	64 DP – 44 Teeth
C-70346	64 DP – 46 Teeth
C-70348	64 DP – 48 Teeth
C-70350	64 DP – 50 Teeth



64DP Pinions Hardened Steel for ø3.17mm motor shafts

C-71317	64 DP – 17 Teeth
C-71318	64 DP – 18 Teeth
C-71319	64 DP – 19 Teeth
C-71320	64 DP – 20 Teeth
C-71321	64 DP – 21 Teeth
C-71322	64 DP – 22 Teeth
C-71323	64 DP – 23 Teeth
C-71324	64 DP – 24 Teeth
C-71325	64 DP – 25 Teeth
C-71326	64 DP – 26 Teeth
C-71327	64 DP – 27 Teeth
C-71328	64 DP – 28 Teeth
C-71329	64 DP – 29 Teeth
C-71330	64 DP – 30 Teeth
C-71331	64 DP – 31 Teeth
C-71332	64 DP – 32 Teeth
C-71333	64 DP – 33 Teeth
C-71334	64 DP – 34 Teeth
C-71335	64 DP – 35 Teeth
C-71336	64 DP – 36 Teeth
C-71337	64 DP – 37 Teeth
C-71338	64 DP – 38 Teeth
C-71339	64 DP – 39 Teeth
C-71340	64 DP – 40 Teeth
C-71342	64 DP – 42 Teeth
C-71344	64 DP – 44 Teeth
C-71346	64 DP – 46 Teeth
C-71348	64 DP – 48 Teeth
C-71350	64 DP – 50 Teeth



WORLD CHAMPIONS



48DP Pinions

Hard Anodised AL7075
for ø3.17mm motor shafts

C-70413	48 DP – 13 Teeth
C-70414	48 DP – 14 Teeth
C-70415	48 DP – 15 Teeth
C-70416	48 DP – 16 Teeth
C-70417	48 DP – 17 Teeth
C-70418	48 DP – 18 Teeth
C-70419	48 DP – 19 Teeth
C-70420	48 DP – 20 Teeth
C-70421	48 DP – 21 Teeth
C-70422	48 DP – 22 Teeth
C-70423	48 DP – 23 Teeth
C-70424	48 DP – 24 Teeth
C-70425	48 DP – 25 Teeth
C-70426	48 DP – 26 Teeth
C-70427	48 DP – 27 Teeth
C-70428	48 DP – 28 Teeth
C-70429	48 DP – 29 Teeth
C-70430	48 DP – 30 Teeth
C-70431	48 DP – 31 Teeth
C-70432	48 DP – 32 Teeth
C-70433	48 DP – 33 Teeth
C-70434	48 DP – 34 Teeth
C-70435	48 DP – 35 Teeth
C-70436	48 DP – 36 Teeth
C-70437	48 DP – 37 Teeth
C-70438	48 DP – 38 Teeth
C-70439	48 DP – 39 Teeth
C-70440	48 DP – 40 Teeth
C-70442	48 DP – 42 Teeth
C-70444	48 DP – 44 Teeth
C-70446	48 DP – 46 Teeth
C-70448	48 DP – 48 Teeth
C-70450	48 DP – 50 Teeth



48DP Pinions

Hardened Steel
for ø3.17mm motor shafts


C-71413	48 DP – 13 Teeth
C-71414	48 DP – 14 Teeth
C-71415	48 DP – 15 Teeth
C-71416	48 DP – 16 Teeth
C-71417	48 DP – 17 Teeth
C-71418	48 DP – 18 Teeth
C-71419	48 DP – 19 Teeth
C-71420	48 DP – 20 Teeth
C-71421	48 DP – 21 Teeth
C-71422	48 DP – 22 Teeth
C-71423	48 DP – 23 Teeth
C-71424	48 DP – 24 Teeth
C-71425	48 DP – 25 Teeth
C-71426	48 DP – 26 Teeth
C-71427	48 DP – 27 Teeth
C-71428	48 DP – 28 Teeth
C-71429	48 DP – 29 Teeth
C-71430	48 DP – 30 Teeth
C-71431	48 DP – 31 Teeth
C-71432	48 DP – 32 Teeth
C-71433	48 DP – 33 Teeth
C-71434	48 DP – 34 Teeth
C-71435	48 DP – 35 Teeth
C-71436	48 DP – 36 Teeth
C-71437	48 DP – 37 Teeth
C-71438	48 DP – 38 Teeth
C-71439	48 DP – 39 Teeth
C-71440	48 DP – 40 Teeth
C-71442	48 DP – 42 Teeth
C-71444	48 DP – 44 Teeth
C-71446	48 DP – 46 Teeth
C-71448	48 DP – 48 Teeth
C-71450	48 DP – 50 Teeth



M0.6 Pinions

Hardened Steel
for ø3.17mm motor shafts

C-71609	M0.6 – 9 Teeth
C-71610	M0.6 – 10 Teeth
C-71611	M0.6 – 11 Teeth
C-71612	M0.6 – 12 Teeth
C-71613	M0.6 – 13 Teeth
C-71614	M0.6 – 14 Teeth
C-71615	M0.6 – 15 Teeth
C-71616	M0.6 – 16 Teeth
C-71617	M0.6 – 17 Teeth
C-71618	M0.6 – 18 Teeth
C-71619	M0.6 – 19 Teeth
C-71620	M0.6 – 20 Teeth
C-71621	M0.6 – 21 Teeth
C-71622	M0.6 – 22 Teeth
C-71623	M0.6 – 23 Teeth
C-71624	M0.6 – 24 Teeth
C-71625	M0.6 – 25 Teeth
C-71626	M0.6 – 26 Teeth
C-71627	M0.6 – 27 Teeth
C-71628	M0.6 – 28 Teeth
C-71629	M0.6 – 29 Teeth
C-71630	M0.6 – 30 Teeth
C-71631	M0.6 – 31 Teeth
C-71632	M0.6 – 32 Teeth



32DP Pinions

Hardened Steel
for ø3.17mm motor shafts

C-71508	32 DP – 8 Teeth
C-71509	32 DP – 9 Teeth
C-71510	32 DP – 10 Teeth
C-71511	32 DP – 11 Teeth
C-71512	32 DP – 12 Teeth
C-71513	32 DP – 13 Teeth
C-71514	32 DP – 14 Teeth
C-71515	32 DP – 15 Teeth
C-71516	32 DP – 16 Teeth
C-71517	32 DP – 17 Teeth
C-71518	32 DP – 18 Teeth
C-71519	32 DP – 19 Teeth
C-71520	32 DP – 20 Teeth
C-71521	32 DP – 21 Teeth
C-71522	32 DP – 22 Teeth
C-71523	32 DP – 23 Teeth
C-71524	32 DP – 24 Teeth



32DP Pinions

Hardened Steel
for ø5.0mm motor shafts

C-72511	32 DP – 11 Teeth
C-72512	32 DP – 12 Teeth
C-72513	32 DP – 13 Teeth
C-72514	32 DP – 14 Teeth
C-72515	32 DP – 15 Teeth
C-72516	32 DP – 16 Teeth
C-72517	32 DP – 17 Teeth
C-72518	32 DP – 18 Teeth
C-72519	32 DP – 19 Teeth
C-72520	32 DP – 20 Teeth
C-72521	32 DP – 21 Teeth
C-72522	32 DP – 22 Teeth
C-72523	32 DP – 23 Teeth
C-72524	32 DP – 24 Teeth



M1.0 Pinions

Hardened Steel
for ø5.0mm motor shafts

C-72710	M1.0 – 10 Teeth
C-72711	M1.0 – 11 Teeth
C-72712	M1.0 – 12 Teeth
C-72713	M1.0 – 13 Teeth
C-72714	M1.0 – 14 Teeth
C-72715	M1.0 – 15 Teeth
C-72716	M1.0 – 16 Teeth
C-72717	M1.0 – 17 Teeth
C-72718	M1.0 – 18 Teeth
C-72719	M1.0 – 19 Teeth
C-72720	M1.0 – 20 Teeth
C-72721	M1.0 – 21 Teeth
C-72722	M1.0 – 22 Teeth

Factory Team Selected



TC CONNECTORS



3.5mm Bullit - Male - Wire Straight
Blister Pack: 6 Pcs

C-50150	Bullit Connector 3.5mm - Male - Solid Type - Gold Plated - Ultra Low Resistance - Wire Straight - 6 pcs
---------	---



4.0mm Bullit - Male - Wire 90°
Blister Pack: 6 Pcs

C-50151	Bullit Connector 4.0mm - Male - Solid Type - Gold Plated - Ultra Low Resistance - Wire 90° - 6 pcs
---------	--



4.0mm Bullit - Male - Wire Straight
Blister Pack: 6 Pcs

C-50152	Bullit Connector 4.0mm - Male - Solid Type - Gold Plated - Ultra Low Resistance - Wire Straight - 6 pcs
---------	---



5.0mm Bullit - Male - Wire 90°
Blister Pack: 6 Pcs

C-50153	Bullit Connector 5.0mm - Male - Solid Type - Gold Plated - Ultra Low Resistance - Wire 90° - 6 pcs
---------	--



6.5mm Bullit - Male - Wire Straight
Blister Pack: 6 Pcs

C-50155	Bullit Connector 6.5mm - Male - Solid Type - Gold Plated - Ultra Low Resistance - Wire Straight - 6 pcs
---------	---



2.0mm Bullit - Female
Blister Pack: 6 Pcs

C-50160	Bullit Connector 2.0mm - Female - Gold Plated - Ultra Low Resistance - 6 pcs
---------	--



3.5mm Bullit - Female
Blister Pack: 6 Pcs

C-50161	Bullit Connector 3.5mm - Female - Gold Plated - Ultra Low Resistance - 6 pcs
---------	--



4.0mm Bullit - Female
Blister Pack: 6 Pcs

C-50162	Bullit Connector 4.0mm - Female - Gold Plated - Ultra Low Resistance - 6 pcs
---------	--



5.0mm Bullit - Female
Blister Pack: 6 Pcs

C-50163	Bullit Connector 5.0mm - Female - Gold Plated - Ultra Low Resistance - 6 pcs
---------	--



6.5mm Bullit - Female
Blister Pack: 6 Pcs

C-50164	Bullit Connector 6.5mm - Female - Gold Plated - Ultra Low Resistance - 6 pcs
---------	--



2.0mm Bullit - Male - Wire Straight
Blister Pack: 6 Pcs

C-50170	Bullit Connector Male 2.0mm - Spring Type - Gold Plated - Wire Straight - 6 pcs
---------	---



3.5mm Bullit - Male - Wire Straight
Blister Pack: 6 Pcs

C-50171	Bullit Connector Male 3.5mm - Spring Type - Gold Plated - Wire Straight - 6 pcs
---------	---



4.0mm Bullit - Male - Wire Straight
Blister Pack: 6 Pcs

C-50172	Bullit Connector Male 4.0mm - Spring Type - Gold Plated - Wire Straight - 6 pcs
---------	---



WORLD CHAMPIONS



TC PRO Male + Female

Blister Pack: 1 Pair

C-50180	TC PRO Connector 3.5mm - Gold Plated Connectors - Reverse polarity protection - Male + Female - 1 pair
---------	--



TC PRO Female

Blister Pack: 4 Pcs

C-50181	TC PRO Connector 3.5mm - Gold Plated Connectors - Reverse polarity protection - Female - 4 Pcs
---------	--



TC PRO Male

Blister Pack: 4 Pcs

C-50182	TC PRO Connector 3.5mm - Gold Plated Connectors - Reverse polarity protection - Male - 4 pcs
---------	--



Shrink Tubing Red + Black

Blister Pack: 10 Pcs

C-50220	Shrink tubing 2.4mm - Red + Black - 10 pcs
C-50221	Shrink tubing 3.2mm - Red + Black - 10 pcs
C-50222	Shrink tubing 4.7mm - Red + Black - 10 pcs
C-50223	Shrink tubing 6.4mm - Red + Black - 10 pcs
C-50224	Shrink tubing 9.5mm - Red + Black - 10 pcs



Shrink Tubing pvc

Blister Pack: 1 Meter

C-50230	Shrink tubing 70mm Transparant - 1m
C-50231	Shrink tubing 70mm Black - 1m
C-50232	Shrink tubing 91mm Transparant - 1m
C-50233	Shrink tubing 91mm Black - 1m

TC Soldering Jig


Your 3rd hand anytime

This small and lightweight carbon fiber soldering jig is designed to quickly and easily hold your wires, Deans, XT60 and bullet connectors to make convenient work of your soldering needs.



Featuring a spring loading sliding movement, the jig opens up when compressed allowing you to insert your wires or connectors. When compression is released, the spring loaded bottom plate pulls back with clamping force, providing a secure hold while you work.

The jig features a rectangular 17x10mm slot that securely fits Deans/T-Style and XT60 sized connectors, as well as two 8mm holes to fit the bullet connector of your choice. If you just need to solder or tin wires, the vertical posts open up to 10mm providing plenty of space for a variety of wire AWG's. To keep the jig planted, four rubber feet on the bottom keep it from moving around while you work.

C-16307	Universal Soldering Jig - Carbon Fibre
---------	--



Dimensions:
70x60x30mm



Factory Team Selected



WIRES & LEADS



Flexible as
a wet noodle!

TC Ultra V+ Silicone Wire

Super flexible silicone wire

The ultimate silicone wire for race applications. This silicone wire is specially developed for Corally with racers in mind, it is so flexible that it feels like a wet noodle! Especially in 1/12 and 1/10 pan car type cars, the Ultra V+ silicone wire will not limit the working of the rear motor pod. The strand thickness of only 0.05mm make the wire ultra flexible, can handle more current for the same wire gauge thickness and most important due to the lower internal resistance the voltage remain higher. The highest grade of copper and pure silicone insulation provide maximum power and easy soldering.

Features:

- Strands copper thickness 0.05mm
- 70% more strands then normal silicone wire
- Lower internal resistance
- Lower voltage loss
- Extreme flexible
- Capable of higher currents for same wire gauge.
- Pre-tinned copper wire for easy soldering
- Thinner silicon insulation for even more flexibility

Thinner silicone
wire insulation for
more flexibility



70% more strands then
normal silicone wire
0.05mm Strands



TC Balance Leads

Approx 30 cm Length

Balance extension and adapter leads. You will find any balance or extension lead you need to charge your Li-Po batteries. All balance and extension leads are built with flexible 22AWG silicone wire capable of passing higher currents. All bundled together in a flexible braided sleeve.

Ref #	Charger Male	Charge lead Drawing	Battery Female
C-50200	• 6S XH	6S XH > 2S XH	• 2S XH
C-50201	• 6S XH	6S XH > 3S XH	• 3S XH
C-50202	• 6S XH	6S XH > 4S XH	• 4S XH
C-50203	• 6S XH	6S XH > 6S XH	• 6S XH
C-50204	• 2S XH	2S XH > 2S XH	• 2S XH
C-50205	• 3S XH	3S XH > 3S XH	• 3S XH
C-50206	• 4S XH	4S XH > 4S XH	• 4S XH
C-50208	• 4S XH	4S XH > 2x 2S XH	• (2x) 2S XH
C-50209	• 6S XH	6S XH > 2x 2S XH	• (2x) 2S XH
C-50210	• 6S XH	6S XH > 2x 3S XH	• (2x) 3S XH

10 AWG - 2683 / 0.05 Strands - OD ø 5.5mm		
	C-50105	Ultra V+ Silicone Wire - Red - 10AWG 2683 / 0.05 Strands - ODø 5.5mm - 1m
	C-50106	Ultra V+ Silicone Wire - Black - 10AWG 2683 / 0.05 Strands - ODø 5.5mm - 1m
	C-50107	Ultra V+ Silicone Wire - Black and Red - 10AWG - 2683 / 0.05 Strands - ODø 5.5mm - 2x 1m

12 AWG - 1731 / 0.05 Strands		
	C-50110	Ultra V+ Silicone Wire - Red - 12AWG 1731 / 0.05 Strands - ODø 4.5mm - 1m
	C-50111	Ultra V+ Silicone Wire - Black - 12AWG 1731 / 0.05 Strands - ODø 4.5mm - 1m
	C-50112	Ultra V+ Silicone Wire - Black and Red - 12AWG - 1731 / 0.05 Strands - ODø 4.5mm - 2x 1m

14 AWG - 1018 / 0.05 Strands		
	C-50120	Ultra V+ Silicone Wire - Red - 14AWG 1018 / 0.05 Strands - ODø 3.5mm - 1m
	C-50121	Ultra V+ Silicone Wire - Black - 14AWG 1018 / 0.05 Strands - ODø 3.5mm - 1m
	C-50122	Ultra V+ Silicone Wire - Black and Red - 14AWG - 1018 / 0.05 Strands - ODø 3.5mm - 2x 1m




WORLD CHAMPIONS

TC Charge - Balance Leads

All in One • Approx 30 cm Length

We at TC take care of the cable mess you experience everytime. We combined the balancer lead and the charge lead in one neat combo all bundled together in a flexible braided sleeve. The charge lead is build with 14AWG flexible silicone wire and the balancer lead with 22AWG flexible silicone wire.

Ref #	Charger	Charge lead Drawing	Battery
C-50281	• 4mm Gold • 6S XH		• T-Plug • 2S XH
C-50282	• 4mm Gold • 6S XH		• T-Plug • 3S XH
C-50283	• 4mm Gold • 6S XH		• T-Plug • 4S XH
C-50284	• 4mm Gold • 6S XH		• T-Plug • 6S XH
C-50289	• 4mm Gold • 2S XH		• 2mm Bullit • 4mm Bullit
C-50290	• 4mm Gold • 6S XH		• 2mm Bullit • 4mm Bullit
C-50293	• 4mm Gold • 2S XH		• 2mm Bullit • 5mm Bullit
C-50294	• 4mm Gold • 6S XH		• 2mm Bullit • 5mm Bullit




TC Charge Leads

Approx 30 cm Length

High quality charge leads build with 14AWG flexible silicone wire and bundled together in a flexible braided sleeve

Ref #	Charger	Charge lead Drawing	Battery
C-50250	• 4mm Gold		• Crocco Clips
C-50251	• 4mm Gold		• 4mm Bullit
C-50252	• 4mm Gold		• 5mm Bullit
C-50253	• 4mm Gold		• T-Plug
C-50254	• 4mm Gold		• XT-60

WIRES & LEADS



Factory Team Selected



TC RACING TIRES “ATTACK”

We at Team Corally do not manufacture tires, but we work closely together with world's best Italian tire manufacturer for our range of foam racing tires.

Therefor we can guarantee that all of our team factory drivers as well our Team Corally drivers all over the world have the best performing tires mounted on their chassis.



Tire Juice
for foam tires



1/12 Pan Car Front
Foam racing tires on Carbon rims

C-14720-30	30 Shore	Attack foam tires - 1/12 Circuit - 30 shore Pink - Front
C-14720-32	32 Shore	Attack foam tires - 1/12 Circuit - 32 shore Magenta - Front
C-14720-35	35 Shore	Attack foam tires - 1/12 Circuit - 35 shore Double Pink - Front



1/12 Pan Car Rear
Foam racing tires on Carbon rims - US

C-14725-30	30 Shore	Attack foam tires - 1/12 Circuit 30 shore Pink - Rear
C-14725-32	32 Shore	Attack foam tires - 1/12 Circuit 32 shore Magenta - Rear
C-14725-35	35 Shore	Attack foam tires - 1/12 Circuit 35 shore Double Pink - Rear

1/12 Pan Car Rear
Foam racing tires on Carbon rims - Yokomo

C-14726-30	30 Shore	Attack foam tires - 1/12 Circuit - 30 shore Pink - Rear - Yokomo
C-14726-32	32 Shore	Attack foam tires - 1/12 Circuit 32 shore Magenta - Rear - Yokomo
C-14726-35	35 Shore	Attack foam tires - 1/12 Circuit 35 shore Double Pink - Rear - Yokomo



1/10 GP Touring Front
Foam racing tires on Carbon rims - 26mm

C-14700-35	35 Shore	Attack foam tires - 1/10 GP touring 35 shore - 26mm Front
C-14700-37	37 Shore	Attack foam tires - 1/10 GP touring 37 shore - 26mm Front
C-14700-40	40 Shore	Attack foam tires - 1/10 GP touring 40 shore - 26mm Front
C-14700-42	42 Shore	Attack foam tires - 1/10 GP touring 42 shore - 26mm Front



1/10 GP Touring Rear
Foam racing tires on Carbon rims - 30mm

C-14705-35	35 Shore	Attack foam tires - 1/10 GP touring 35 shore - 30mm Rear
C-14705-37	37 Shore	Attack foam tires - 1/10 GP touring 37 shore - 30mm Rear
C-14705-40	40 Shore	Attack foam tires - 1/10 GP touring 40 shore - 30mm Rear
C-14705-42	42 Shore	Attack foam tires - 1/10 GP touring 42 shore - 30mm Rear



WORLD CHAMPIONS



1/8 Circuit Front

Foam racing tires on Carbon rims

C-14710-30	30 Shore	Attack foam tires - 1/8 Circuit 30 shore - Front
C-14710-32	32 Shore	Attack foam tires - 1/8 Circuit 32 shore - Front
C-14710-35	35 Shore	Attack foam tires - 1/8 Circuit 35 shore - Front



1/8 Circuit Front

Foam racing tires on Light rims

C-14711-32	32 Shore	Attack foam tires - 1/8 Circuit 32 shore - Front - Light rims
------------	----------	--



1/8 Circuit Rear

Foam racing tires on Carbon rims

C-14715-32	32 Shore	Attack foam tires - 1/8 Circuit 32 shore - Rear
C-14715-35	35 Shore	Attack foam tires - 1/8 Circuit 35 shore - Rear
C-14715-37	37 Shore	Attack foam tires - 1/8 Circuit 37 shore - Rear



1/8 Circuit Rear

Foam racing tires on Light rims

C-14716-35	35 Shore	Attack foam tires - 1/8 Circuit 35 shore - Rear - Light Rims
------------	----------	---



1/8 Circuit Rear

Foam racing tires on Carbon Flex rims

C-14717-35	35 Shore	Attack foam tires - 1/8 Circuit 35 shore - Rear - Carbon Flex
------------	----------	--

TC RACING TIRES “ATTACK”



After a long period of testing we are proud to present our range of 1/10 rubber compound Touring tires. The “TC Attack” rubber racing tires provide improved precision, higher traction, higher corner speed and they last longer.

The RXA series is for use on asphalt surfaces with a different tire insert then the RXC series which are adjusted for carpet surfaces.



1/10 EP Touring RXA Asphalt

Rubber racing tires - Set 4pcs

C-14751-32	32 Shore	Attack RXA rubber tires - 1/10 EP touring - 32 shore - Asphalt
C-14751-36	36 Shore	Attack RXA rubber tires - 1/10 EP touring - 36 shore - Asphalt
C-14751-40	40 Shore	Attack RXA rubber tires - 1/10 EP touring - 40 shore - Asphalt

1/10 EP Touring RXC Carpet

Rubber racing tires - Set 4pcs

C-14750-28	28 Shore	Attack RXC rubber tires - 1/10 EP touring - 28 shore - Carpet
C-14750-32	32 Shore	Attack RXC rubber tires - 1/10 EP touring - 32 shore - Carpet



Tire Juice
for rubber tires



Factory Team Selected



TIRE TRACTION COMPOUNDS



Tire Juice 22
GREEN 100ml

C-13760	Tire Juice 22 100ml
---------	------------------------

RUBBER - ASPHALT



Tire Juice 33
RED 100ml

C-13761	Tire Juice 33 100ml
---------	------------------------

FOAM - ASPHALT



Tire Juice 44
YELLOW 100ml

C-13762	Tire Juice 44 100ml
---------	------------------------

RUBBER - CARPET



Tire Juice 55
BLUE 100ml

C-13763	Tire Juice 55 100ml
---------	------------------------

FOAM - CARPET



TC-Tire Juice
Counter Top Display (16pcs)

All racers around the world still remember the outstanding Team Corally tire traction compounds TC-2, TC-5 etc...

Well we made them even better, much better...

The Team Corally TIRE JUICE has been developed in conjunction with World and European Champions to provide the highest level of grip with unprecedented levels of consistency from the start of the race to finish line. In formulating the TC TIRE JUICE careful consideration was given to extending the life of the tire and even though TC TIRE JUICE provides the traction champions require it also helps reduce tire wear.

- Dauber brush for easy application
- 100ml content
- Color coded liquid for easy product recognition

● TC TIRE JUICE 22 - GREEN

is ideally suited to rubber tires on asphalt but also works well on foam tires.

● TC TIRE JUICE 33 - RED

is ideally suited for foam tires on asphalt but also works well on rubber tires.

● TC TIRE JUICE 44 - YELLOW

is ideally suited for rubber tires on carpet but also works well on foam tires.

● TC TIRE JUICE 55 - BLUE

is ideally suited for foam tires on carpet but also works well on rubber tires.



Dauber Applicator



WORLD CHAMPIONS



Silicone Oil Center
Counter Top Display (48pcs)

diff syrup

SILICONE SHOCK OIL - DIFF SYRUP



3.000 cPs C-81503 5.000 cPs C-81505 7.500 cPs C-81507 10.000 cPs C-81510 12.500 cPs C-81512 15.000 cPs C-81515 20.000 cPs C-81520 30.000 cPs C-81530 50.000 cPs C-81550 75.000 cPs C-81575 100.000 cPs C-81600



100 cPs C-81210 150 cPs C-81215 200 cPs C-81220 250 cPs C-81225 300 cPs C-81230 350 cPs C-81235 400 cPs C-81240 450 cPs C-81245 500 cPs C-81250 600 cPs C-81260 700 cPs C-81270 800 cPs C-81280 900 cPs C-81290 1.000 cPs C-81300

shock oil

The ultra pure Silicone DIFF SYRUP & SHOCK oils are manufactured and bottled in Europe. Each production batch is rheometer calibrated to ensure the highest possible consistency and quality from batch to batch. the viscosity of the oils is rated in industry proven CPS values.

Team Corally cover the complete range from thin 100 cPs up to super thick 100000 cPs with numerous stages in between.

With the available range, you will be able to find the correct viscosity you need for your application.

- Drop by drop flip top cap
- Viscosity indication label on cap
- Temperature stable
- 60ml content



Drop by Drop
Flip Top cap

Factory Team Selected



CA GLUES & THREAD LOCKS



Team Corally **LOCK-IT** is developed for the locking and sealing of threaded fasteners which require normal disassembly with standard hand tools. The product cures when confined in the absence of air between close fitting metal surfaces. It protects threads from rust and corrosion and prevents loosening from shock and vibration. Instant Curing

100 ●

To secure metal and alloy nuts and bolts
Easy to remove

200 ●

To secure metal nuts and bolts
Medium strength, more hard to remove

400 ●

To secure metal and alloy nuts and bolts.
To mount metal shafts and gears
Permanent fixing, very hard to remove



100 Lock-It
Soft 20g

C-13094	Lock-It 100 Soft 20g
---------	-------------------------



200 Lock-It
Medium 20g

C-13095	Lock-It 200 Medium 20g
---------	---------------------------



400 Lock-It
Hard 20g

C-13096	Lock-It 400 Hard 20g
---------	-------------------------

TC- Glue Center Counter Top Display (42pcs)

105 ●

- Superior penetrating formula
- Super thin viscosity, water like consistency
- Bonds and cures in 1 to 5 seconds

125 ●

- Superior gap filling formula
- Medium viscosity
- Allow 5 to 10 seconds for part positioning
- Bonds and cures in 15 to 20 seconds

145 ●

- Superior gap filling formula
- Thick viscosity
- Allow 10 to 20 seconds for part positioning
- Bonds and cures in 20 to 30 seconds



105 Stick-It
Thin CA Glue 25g

C-13090	Stick-It 105 Thin CA Glue 25g
---------	----------------------------------



125 Stick-It
Medium CA Glue 25g

C-13091	Stick-It 125 Medium CA Glue 25g
---------	------------------------------------



145 Stick-It
Thick CA Glue 25g

C-13092	Stick-It 145 Thick CA Glue 25g
---------	-----------------------------------

Team Corally **TIRE-FIX** is a special formulated medium viscosity CA for bonding rubber and foam rubber tires. The special needle cap ensures the nozzle do not get clogged up.

- Specially formulated for bonding rubber and foam rubber tires
- Superior gap filling formula
- Medium viscosity
- Allow 5 to 10 seconds for part positioning
- Bonds and cures in 10 to 20 seconds
- Special anti-clogging needle cap
- Use SPEED-UP activator to accelerate curing time



Tire Fix
Thin CA Glue 25g

C-13093	Tire Fix Thin CA Glue 25g
---------	------------------------------



WORLD CHAMPIONS



Speed-Up CA Activator 150ml Content

Team Corally - SPEED-UP accelerates the curing time when using CA cyanoacrylate adhesives. Simply spray this activator spray on super glue for a near instant set. Ideal for gluing tyres, attaching items together or any other application that requires the use of super glue.

- Accelerate the curing time of CA glues
- 150ml Content

C-13191	Speed-Up Activator 150ml
---------	--------------------------



Ultra Cleaner Safe for Plastics • 400ml Content

The Team Corally - ULTRA CLEANER is specially formulated to clean and degrease all your rc parts. This Ultra Cleaner is safe for most of the plastic parts.

- Specially formulated for rc parts
- Safe for most plastics
- 400 ml Content

C-13192	Ultra Cleaner 400ml
---------	---------------------



Make-Up Polycarbonate Bodyshell Paints 150ml Content

The Team Corally - MAKE-UP series of aerosol paints are designed for polycarbonate (lexan) model car bodies, to give not only a superb, dynamic colour finish, but also to withstand the rigours of model car use too. As the polycarbonate material itself is so flexible and durable, it requires a specially blended paint formula to cope. Team Corally - MAKE-UP paints are fuel resistant making it perfect for nitro cars too. Another feature of Team Corally - MAKE-UP paints that's often overlooked is its weight on the bodyshell. It generally makes a painted body 10-12g lighter than one painted with normal lexan paints. This can be a real advantage to the 1/10th and 1/12th scale cars where weight is always an issue.

- Nitro fuel resistant
- 150ml Content

AEROSOLS

Factory Team Selected



FASTENERS



M2 Socket Head Aluminium Washer
OD = 6mm Blister Pack: 10 Pcs

C-31250	Alum. Washer - M2 S/H Screw OD=6mm - Gold - 10 pcs
C-31251	Alum. Washer - M2 S/H Screw OD=6mm - Green - 10 pcs
C-31252	Alum. Washer - M2 S/H Screw OD=6mm - Purple - 10 pcs
C-31253	Alum. Washer - M2 S/H Screw OD=6mm - Gun Metal - 10 pcs
C-31254	Alum. Washer - M2 S/H Screw OD=6mm - Blue - 10 pcs
C-31255	Alum. Washer - M2 S/H Screw OD=6mm - Red - 10 pcs



M2.5 Socket Head Aluminium Washer
OD = 7mm Blister Pack: 10 Pcs

C-31260	Alum. Washer - M2.5 S/H Screw OD=7mm - Gold - 10 pcs
C-31261	Alum. Washer - M2.5 S/H Screw OD=7mm - Green - 10 pcs
C-31262	Alum. Washer - M2.5 S/H Screw OD=7mm - Purple - 10 pcs
C-31263	Alum. Washer - M2.5 S/H Screw OD=7mm - Gun Metal - 10 pcs
C-31264	Alum. Washer - M2.5 S/H Screw OD=7mm - Blue - 10 pcs
C-31265	Alum. Washer - M2.5 S/H Screw OD=7mm - Red - 10 pcs



M3 Socket Head Aluminium Washer
OD = 8mm Blister Pack: 10 Pcs

C-31270	Alum. Washer - M3 S/H Screw OD=8mm - Gold - 10 pcs
C-31271	Alum. Washer - M3 S/H Screw OD=8mm - Green - 10 pcs
C-31272	Alum. Washer - M3 S/H Screw OD=8mm - Purple - 10 pcs
C-31273	Alum. Washer - M3 S/H Screw OD=8mm - Gun Metal - 10 pcs
C-31274	Alum. Washer - M3 S/H Screw OD=8mm - Blue - 10 pcs
C-31275	Alum. Washer - M3 S/H Screw OD=8mm - Red - 10 pcs



M4 Socket Head Aluminium Washer
OD = 10mm Blister Pack: 10 Pcs

C-31280	Alum. Washer - M4 S/H Screw OD=10mm - Gold - 10 pcs
C-31281	Alum. Washer - M4 S/H Screw OD=10mm - Green - 10 pcs
C-31282	Alum. Washer - M4 S/H Screw OD=10mm - Purple - 10 pcs
C-31283	Alum. Washer - M4 S/H Screw OD=10mm - Gun Metal - 10 pcs
C-31284	Alum. Washer - M4 S/H Screw OD=10mm - Blue - 10 pcs
C-31285	Alum. Washer - M4 S/H Screw OD=10mm - Red - 10 pcs



M5 Socket Head Aluminium Washer
OD = 12mm Blister Pack: 10 Pcs

C-31290	Alum. Washer - M5 S/H Screw OD=12mm - Gold - 10 pcs
C-31291	Alum. Washer - M5 S/H Screw OD=12mm - Green - 10 pcs
C-31292	Alum. Washer - M5 S/H Screw OD=12mm - Purple - 10 pcs
C-31293	Alum. Washer - M5 S/H Screw OD=12mm - Gun Metal - 10 pcs
C-31294	Alum. Washer - M5 S/H Screw OD=12mm - Blue - 10 pcs
C-31295	Alum. Washer - M5 S/H Screw OD=12mm - Red - 10 pcs



M3 Flat Head Aluminium Washer
OD = 8mm Blister Pack: 10 Pcs

C-31200	Alum. Washer - M3 F/H Screw OD=8mm - Gold - 10 pcs
C-31201	Alum. Washer - M3 F/H Screw OD=8mm - Green - 10 pcs
C-31202	Alum. Washer - M3 F/H Screw OD=8mm - Purple - 10 pcs
C-31203	Alum. Washer - M3 F/H Screw OD=8mm - Gun Metal - 10 pcs
C-31204	Alum. Washer - M3 F/H Screw OD=8mm - Blue - 10 pcs
C-31205	Alum. Washer - M3 F/H Screw OD=8mm - Red - 10 pcs



M4 Flat Head Aluminium Washer
OD = 10mm Blister Pack: 10 Pcs

C-31210	Alum. Washer - M4 F/H Screw OD=10mm - Gold - 10 pcs
C-31211	Alum. Washer - M4 F/H Screw OD=10mm - Green - 10 pcs
C-31212	Alum. Washer - M4 F/H Screw OD=10mm - Purple - 10 pcs
C-31213	Alum. Washer - M4 F/H Screw OD=10mm - Gun Metal - 10 pcs
C-31214	Alum. Washer - M4 F/H Screw OD=10mm - Blue - 10 pcs
C-31215	Alum. Washer - M4 F/H Screw OD=10mm - Red - 10 pcs



WORLD CHAMPIONS

FASTENERS



M3 Button Head Aluminium Washer
OD \varnothing = 10mm Blister Pack: 10 Pcs

C-31300	Alum. Washer - M3 B/H Screw OD=10mm - Gold - 10 pcs
C-31301	Alum. Washer - M3 B/H Screw OD=10mm - Green - 10 pcs
C-31302	Alum. Washer - M3 B/H Screw OD=10mm - Purple - 10 pcs
C-31303	Alum. Washer - M3 B/H Screw OD=10mm - Gun Metal - 10 pcs
C-31304	Alum. Washer - M3 B/H Screw OD=10mm - Blue - 10 pcs
C-31305	Alum. Washer - M3 B/H Screw OD=10mm - Red - 10 pcs



M4 Button Head Aluminium Washer
OD \varnothing = 12mm Blister Pack: 10 Pcs

C-31320	Alum. Washer - M4 B/H Screw OD=12mm - Gold - 10 pcs
C-31321	Alum. Washer - M4 B/H Screw OD=12mm - Green - 10 pcs
C-31322	Alum. Washer - M4 B/H Screw OD=12mm - Purple - 10 pcs
C-31323	Alum. Washer - M4 B/H Screw OD=12mm - Gun Metal - 10 pcs
C-31324	Alum. Washer - M4 B/H Screw OD=12mm - Blue - 10 pcs
C-31325	Alum. Washer - M4 B/H Screw OD=12mm - Red - 10 pcs



M5 Flat Head Aluminium Washer
OD \varnothing = 12mm Blister Pack: 10 Pcs

C-31220	Alum. Washer - M5 F/H Screw OD=12mm - Gold - 10 pcs
C-31221	Alum. Washer - M5 F/H Screw OD=12mm - Green - 10 pcs
C-31222	Alum. Washer - M5 F/H Screw OD=12mm - Purple - 10 pcs
C-31223	Alum. Washer - M5 F/H Screw OD=12mm - Gun Metal - 10 pcs
C-31224	Alum. Washer - M5 F/H Screw OD=12mm - Blue - 10 pcs
C-31225	Alum. Washer - M5 F/H Screw OD=12mm - Red - 10 pcs



M3 Button Head Aluminium Washer
OD \varnothing = 15mm Blister Pack: 10 Pcs

C-31310	Alum. Washer - M3 B/H Screw OD=15mm - Gold - 10 pcs
C-31311	Alum. Washer - M3 B/H Screw OD=15mm - Green - 10 pcs
C-31312	Alum. Washer - M3 B/H Screw OD=15mm - Purple - 10 pcs
C-31313	Alum. Washer - M3 B/H Screw OD=15mm - Gun Metal - 10 pcs
C-31314	Alum. Washer - M3 B/H Screw OD=15mm - Blue - 10 pcs
C-31315	Alum. Washer - M3 B/H Screw OD=15mm - Red - 10 pcs



M2 Aluminium Nylstop Nut
Blister Pack: 10 Pcs

C-31010	M2 Alum. Nylstop Nut Gold - 10 pcs
C-31011	M2 Alum. Nylstop Nut Green - 10 pcs
C-31012	M2 Alum. Nylstop Nut Purple - 10 pcs
C-31013	M2 Alum. Nylstop Nut Gun Metal - 10 pcs
C-31014	M2 Alum. Nylstop Nut Blue - 10 pcs
C-31015	M2 Alum. Nylstop Nut Red - 10 pcs



M3 Aluminium Nylstop Nut
Blister Pack: 10 Pcs

C-31020	M3 Alum. Nylstop Nut Gold - 10 pcs
C-31021	M3 Alum. Nylstop Nut Green - 10 pcs
C-31022	M3 Alum. Nylstop Nut Purple - 10 pcs
C-31023	M3 Alum. Nylstop Nut Gun Metal - 10 pcs
C-31024	M3 Alum. Nylstop Nut Blue - 10 pcs
C-31025	M3 Alum. Nylstop Nut Red - 10 pcs



M4 Aluminium Nylstop Nut
Blister Pack: 10 Pcs

C-31030	M4 Alum. Nylstop Nut Gold - 10 pcs
C-31031	M4 Alum. Nylstop Nut Green - 10 pcs
C-31032	M4 Alum. Nylstop Nut Purple - 10 pcs
C-31033	M4 Alum. Nylstop Nut Gun Metal - 10 pcs
C-31034	M4 Alum. Nylstop Nut Blue - 10 pcs
C-31035	M4 Alum. Nylstop Nut Red - 10 pcs



M5 Aluminium Nylstop Nut
Blister Pack: 10 Pcs

C-31040	M5 Alum. Nylstop Nut Gold - 10 pcs
C-31041	M5 Alum. Nylstop Nut Green - 10 pcs
C-31042	M5 Alum. Nylstop Nut Purple - 10 pcs
C-31043	M5 Alum. Nylstop Nut Gun Metal - 10 pcs
C-31044	M5 Alum. Nylstop Nut Blue - 10 pcs
C-31045	M5 Alum. Nylstop Nut Red - 10 pcs



M3 Aluminium Nylstop Nut - Flanged
Blister Pack: 10 Pcs

C-31120	M3 Alum. Nylstop Nut - Flanged Gold - 10 pcs
C-31121	M3 Alum. Nylstop Nut - Flanged Green - 10 pcs
C-31122	M3 Alum. Nylstop Nut - Flanged Purple - 10 pcs
C-31123	M3 Alum. Nylstop Nut - Flanged Gun Metal - 10 pcs
C-31124	M3 Alum. Nylstop Nut - Flanged Blue - 10 pcs
C-31125	M3 Alum. Nylstop Nut - Flanged Red - 10 pcs



M4 Aluminium Nylstop Nut - Flanged
Blister Pack: 10 Pcs

C-31130	M4 Alum. Nylstop Nut - Flanged Gold - 10 pcs
C-31131	M4 Alum. Nylstop Nut - Flanged Green - 10 pcs
C-31132	M4 Alum. Nylstop Nut - Flanged Purple - 10 pcs
C-31133	M4 Alum. Nylstop Nut - Flanged Gun Metal - 10 pcs
C-31134	M4 Alum. Nylstop Nut - Flanged Blue - 10 pcs
C-31135	M4 Alum. Nylstop Nut - Flanged Red - 10 pcs



M5 Aluminium Nylstop Nut
Blister Pack: 10 Pcs

C-31140	M5 Alum. Nylstop Nut - Flanged Gold - 10 pcs
C-31141	M5 Alum. Nylstop Nut - Flanged Green - 10 pcs
C-31142	M5 Alum. Nylstop Nut - Flanged Purple - 10 pcs
C-31143	M5 Alum. Nylstop Nut - Flanged Gun Metal - 10 pcs
C-31144	M5 Alum. Nylstop Nut - Flanged Blue - 10 pcs
C-31045	M5 Alum. Nylstop Nut - Flanged Red - 10 pcs

FASTENERS



M2 Steel Hex Socket Head Screw
Blister Pack: 10 Pcs

C-30020	M2 x 8mm - Steel Hex Socket Head - 10 pcs
C-30021	M2 x 10mm - Steel Hex Socket Head - 10 pcs
C-30022	M2 x 12mm - Steel Hex Socket Head - 10 pcs
C-30024	M2 x 16mm - Steel Hex Socket Head - 10 pcs



M2.5 Steel Hex Socket Head Screw
Blister Pack: 10 Pcs

C-30030	M2.5 x 6mm - Steel Hex Socket Head - 10 pcs
C-30031	M2.5 x 8mm - Steel Hex Socket Head - 10 pcs
C-30032	M2.5 x 10mm - Steel Hex Socket Head - 10 pcs
C-30033	M2.5 x 12mm - Steel Hex Socket Head - 10 pcs
C-30034	M2.5 x 16mm - Steel Hex Socket Head - 10 pcs
C-30035	M2.5 x 20mm - Steel Hex Socket Head - 10 pcs



M3 Steel Hex Socket Head Screw
Blister Pack: 10 Pcs

C-30000	M3 x 6mm - Steel Hex Socket Head - 10 pcs
C-30001	M3 x 8mm - Steel Hex Socket Head - 10 pcs
C-30002	M3 x 10mm - Steel Hex Socket Head - 10 pcs
C-30003	M3 x 12mm - Steel Hex Socket Head - 10 pcs
C-30004	M3 x 16mm - Steel Hex Socket Head - 10 pcs
C-30005	M3 x 20mm - Steel Hex Socket Head - 10 pcs



M4 Steel Hex Socket Head Screw
Blister Pack: 10 Pcs

C-30010	M4 x 6mm - Steel Hex Socket Head - 10 pcs
C-30011	M4 x 8mm - Steel Hex Socket Head - 10 pcs
C-30012	M4 x 10mm - Steel Hex Socket Head - 10 pcs
C-30013	M4 x 12mm - Steel Hex Socket Head - 10 pcs
C-30014	M4 x 16mm - Steel Hex Socket Head - 10 pcs
C-30015	M4 x 20mm - Steel Hex Socket Head - 10 pcs



Nylstop Nuts Steel Black Coated
Blister Pack: 10 Pcs

C-31000	M2 Nylstop Nut - Steel Black Coated - 10 pcs
C-31001	M2.5 Nylstop Nut - Steel Black Coated - 10 pcs
C-31002	M3 Nylstop Nut - Steel Black Coated - 10 pcs
C-31003	M4 Nylstop Nut - Steel Black Coated - 10 pcs



M3 Steel Hex Flat Head Screw
Blister Pack: 10 Pcs

C-30050	M3 x 6mm - Steel Hex Flat Head - 10 pcs
C-30051	M3 x 8mm - Steel Hex Flat Head - 10 pcs
C-30052	M3 x 10mm - Steel Hex Flat Head - 10 pcs
C-30053	M3 x 12mm - Steel Hex Flat Head - 10 pcs
C-30054	M3 x 16mm - Steel Hex Flat Head - 10 pcs
C-30055	M3 x 20mm - Steel Hex Flat Head - 10 pcs



M4 Steel Hex Flat Head Screw
Blister Pack: 10 Pcs

C-30060	M4 x 6mm - Steel Hex Flat Head - 10 pcs
C-30061	M4 x 8mm - Steel Hex Flat Head - 10 pcs
C-30062	M4 x 10mm - Steel Hex Flat Head - 10 pcs
C-30063	M4 x 12mm - Steel Hex Flat Head - 10 pcs
C-30064	M4 x 16mm - Steel Hex Flat Head - 10 pcs
C-30065	M4 x 20mm - Steel Hex Flat Head - 10 pcs



M3 Steel Hex Flat Head Screw
Blister Pack: 10 Pcs

C-30100	M3 x 6mm - Steel Hex Button Head - 10 pcs
C-30101	M3 x 8mm - Steel Hex Button Head - 10 pcs
C-30102	M3 x 10mm - Steel Hex Button Head - 10 pcs
C-30103	M3 x 12mm - Steel Hex Button Head - 10 pcs
C-30104	M3 x 16mm - Steel Hex Button Head - 10 pcs
C-30105	M3 x 20mm - Steel Hex Button Head - 10 pcs



M4 Steel Hex Flat Head Screw
Blister Pack: 10 Pcs

C-30110	M4 x 6mm - Steel Hex Button Head - 10 pcs
C-30111	M4 x 8mm - Steel Hex Button Head - 10 pcs
C-30112	M4 x 10mm - Steel Hex Button Head - 10 pcs
C-30113	M4 x 12mm - Steel Hex Button Head - 10 pcs
C-30114	M4 x 16mm - Steel Hex Button Head - 10 pcs
C-30115	M4 x 20mm - Steel Hex Button Head - 10 pcs



WORLD CHAMPIONS



M3 Steel Hex Set Screws

Blister Pack: 10 Pcs

C-30150	M3 x 3mm - Steel Hex Set Screw - 10 pcs
C-30151	M3 x 5mm - Steel Hex Set Screw - 10 pcs
C-30152	M3 x 8mm - Steel Hex Set Screw - 10 pcs
C-30153	M3 x 10mm - Steel Hex Set Screw - 10 pcs
C-30154	M3 x 12mm - Steel Hex Set Screw - 10 pcs

M4 Steel Hex Set Screws

Blister Pack: 10 Pcs

C-30160	M4 x 4mm - Steel Hex Set Screw - 10 pcs
C-30161	M4 x 6mm - Steel Hex Set Screw - 10 pcs
C-30162	M4 x 8mm - Steel Hex Set Screw - 10 pcs
C-30163	M4 x 10mm - Steel Hex Set Screw - 10 pcs
C-30164	M4 x 12mm - Steel Hex Set Screw - 10 pcs

M5 Steel Hex Set Screws

Blister Pack: 10 Pcs

C-30170	M5 x 5mm - Steel Hex Set Screw - 10 pcs
---------	---

TC Lightweight Titanium Screws



M3 Titanium 6AL4 B/H Screw

Blister Pack: 6 Pcs

C-34020	M3 x 6mm - Titanium 6AL4 Hex Button Head - 6 pcs
C-34021	M3 x 8mm - Titanium 6AL4 Hex Button Head - 6 pcs
C-34022	M3 x 10mm - Titanium 6AL4 Hex Button Head - 6 pcs
C-34023	M3 x 12mm - Titanium 6AL4 Hex Button Head - 6 pcs
C-34024	M3 x 16mm - Titanium 6AL4 Hex Button Head - 6 pcs
C-34025	M3 x 20mm - Titanium 6AL4 Hex Button Head - 6 pcs
C-34026	M3 x 25mm - Titanium 6AL4 Hex Button Head - 6 pcs



M4 Titanium 6AL4 B/H Screw

Blister Pack: 6 Pcs

C-34040	M4 x 6mm - Titanium 6AL4 Hex Button Head - 6 pcs
C-34041	M4 x 8mm - Titanium 6AL4 Hex Button Head - 6 pcs
C-34042	M4 x 10mm - Titanium 6AL4 Hex Button Head - 6 pcs
C-34043	M4 x 12mm - Titanium 6AL4 Hex Button Head - 6 pcs
C-34044	M4 x 16mm - Titanium 6AL4 Hex Button Head - 6 pcs
C-34045	M4 x 20mm - Titanium 6AL4 Hex Button Head - 6 pcs
C-34046	M4 x 25mm - Titanium 6AL4 Hex Button Head - 6 pcs



M3 Titanium 6AL4 F/H Screw

Blister Pack: 6 Pcs

C-34010	M3 x 6mm - Titanium 6AL4 Hex Flat Head - 6 pcs
C-34011	M3 x 8mm - Titanium 6AL4 Hex Flat Head - 6 pcs
C-34012	M3 x 10mm - Titanium 6AL4 Hex Flat Head - 6 pcs
C-34013	M3 x 12mm - Titanium 6AL4 Hex Flat Head - 6 pcs
C-34014	M3 x 16mm - Titanium 6AL4 Hex Flat Head - 6 pcs
C-34015	M3 x 20mm - Titanium 6AL4 Hex Flat Head - 6 pcs



M4 Titanium 6AL4 F/H Screw

Blister Pack: 6 Pcs

C-34030	M4 x 8mm - Titanium 6AL4 Hex Flat Head - 6 pcs
C-34031	M4 x 10mm - Titanium 6AL4 Hex Flat Head - 6 pcs
C-34032	M4 x 12mm - Titanium 6AL4 Hex Flat Head - 6 pcs
C-34033	M4 x 16mm - Titanium 6AL4 Hex Flat Head - 6 pcs
C-34034	M4 x 20mm - Titanium 6AL4 Hex Flat Head - 6 pcs



FASTENERS

BODY CLIPS Small - Bended 45°

Blister Pack: 10 Pcs

C-35100	Body Clips - Small - Green - 10 pcs
C-35101	Body Clips - Small - Red - 10 pcs
C-35102	Body Clips - Small - Black - 10 pcs
C-35103	Body Clips - Small - Purple - 10 pcs
C-35104	Body Clips - Small - Gold - 10 pcs
C-35105	Body Clips - Small - Blue - 10 pcs

BODY CLIPS Medium - Bended 45°

Blister Pack: 10 Pcs

C-35110	Body Clips - Medium - Green - 10 pcs
C-35111	Body Clips - Medium - Red - 10 pcs
C-35112	Body Clips - Medium - Black - 10 pcs
C-35113	Body Clips - Medium - Purple - 10 pcs
C-35114	Body Clips - Medium - Gold - 10 pcs
C-35115	Body Clips - Medium - Blue - 10 pcs

BODY CLIPS Large - Bended 45°

Blister Pack: 10 Pcs

C-35120	Body Clips - Large - Green - 10 pcs
C-35121	Body Clips - Large - Red - 10 pcs
C-35122	Body Clips - Large - Black - 10 pcs
C-35123	Body Clips - Large - Purple - 10 pcs
C-35124	Body Clips - Large - Gold - 10 pcs
C-35125	Body Clips - Large - Blue - 10 pcs



Small 1/12 - 1/10



Medium 1/10



Large 1/10 - 1/8



6 Colors to choose from



Strap-It Nylon Tie-Raps 2.5x100mm

Pack: 50 Pcs

C-50500	Strap-It - Red - 2.5x100mm - 50 Pcs
C-50501	Strap-It - Blue - 2.5x100mm - 50 Pcs
C-50502	Strap-It - Green - 2.5x100mm - 50 Pcs
C-50503	Strap-It - Orange - 2.5x100mm - 50 Pcs
C-50504	Strap-It - Pink - 2.5x100mm - 50 Pcs
C-50505	Strap-It - Yellow - 2.5x100mm - 50 Pcs
C-50506	Strap-It - Natural - 2.5x100mm - 50 Pcs
C-50507	Strap-It - Black - 2.5x100mm - 50 Pcs

Black
C-50507

Green
C-50502

Blue
C-50501

Pink
C-50504

Red
C-50500


Orange
C-50503

Yellow
C-50505

Natural
C-50506



WORLD CHAMPIONS



Team Corally • Geelseweg 80 • 2250 Olen • Belgium
Tel: +32 14 25 92 94 • info@corally.com

TC-CAT-2016

