


# ACADEMY

## HOBBY MODEL KITS



## NEW BEDFORD WHALER

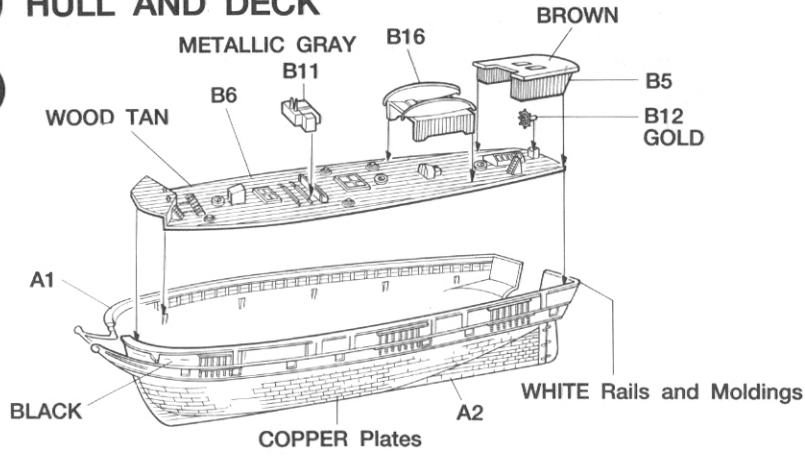
Until the 1870's whaling was a very important industry in New England. Sailing half way around the world to hunt the Sperm Whale in the Western Pacific ocean for its oil, the typical whaling vessel made terribly long 3 to 4 year voyages to fill its barrels with the rendered oil that provided fuel for the oil lamps and lubrication for machinery before the discovery of petroleum in 1871 in Pennsylvania.

This typical whaler measured about 120 feet in length, had a 28 foot beam and a draft of 14 feet. Its crew of 20 to 30 men labored until terrible and dangerous conditions. At its peak, New Bedford had 429 whaling vessels registered calling it home port.

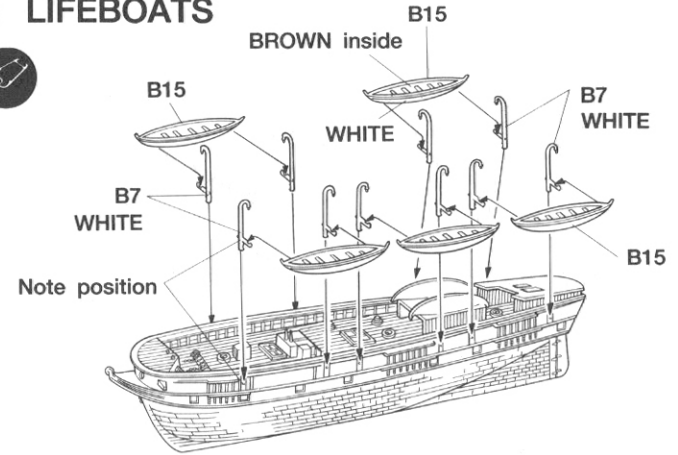
ENGLISH	FRENCH	GERMAN	SPANISH	ITALIAN
BLACK	NOIR	SCHWARZ	NEGRO	NERO
METALLIC	METALLIC	METALLIK	METALICO	METALICO
GRAY	GRIS	GRAU	GRIS	GRIGIO
WHITE	BLANCO	WEISS	BLANCO	BIANCO
RED	ROUGE	ROT	ROJO	ROSSO
BROWN	BRUN	BRÄUN	MARRON	MARRONE
TAN	BRUN CLAIR	GELBBÄUN	CANELA	MARRONE CHIARO
GOLD	DORE	GOLD	DORADO	ORO
COPPER	CUIVRE	KUPFER	COBRIZO	IRAME

# 1 HULL AND DECK

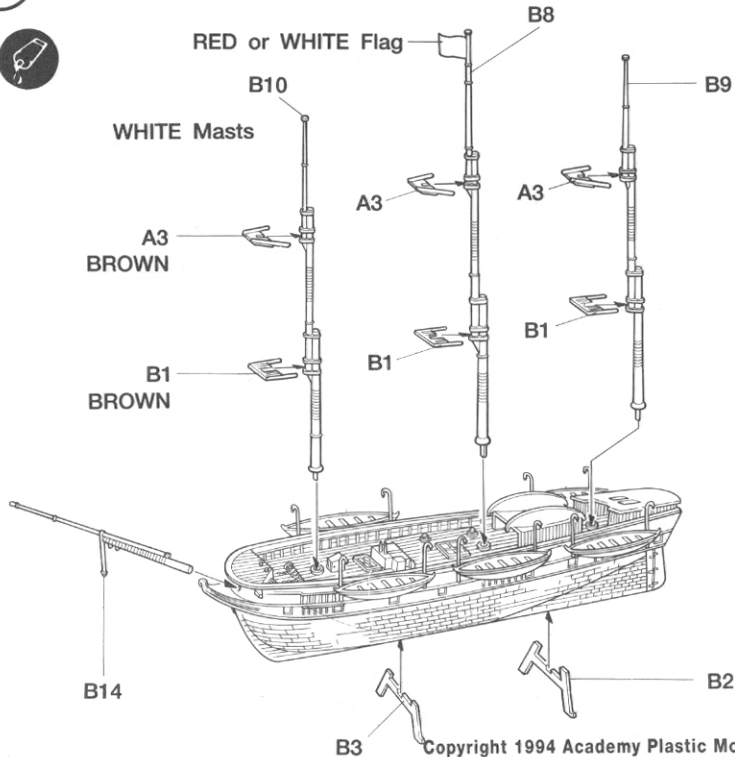
Refer to box art for painting details.



# 2 LIFEBOATS



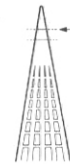
# 3 MASTS



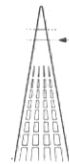
# 4 RATLINES



Do not cut D1.



D1A



D1B



D2

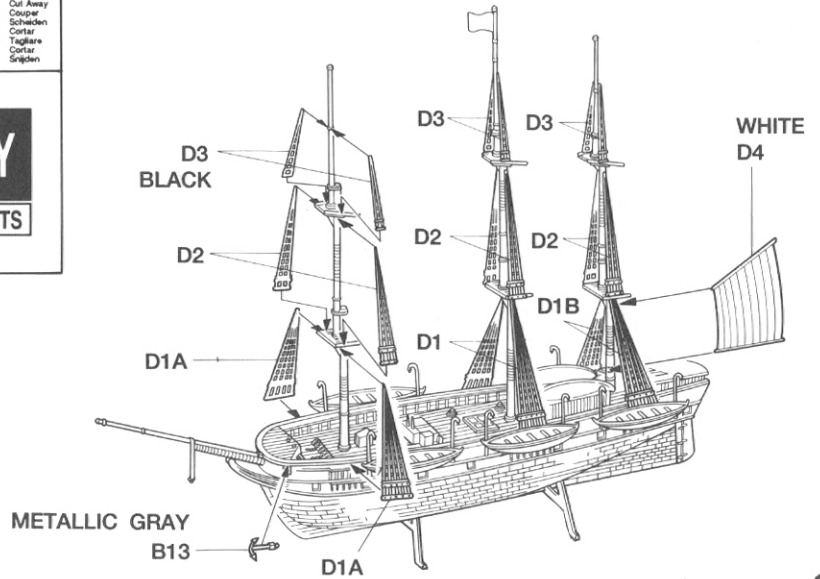
Cut on top line. Cut on bottom line. Cut on line.



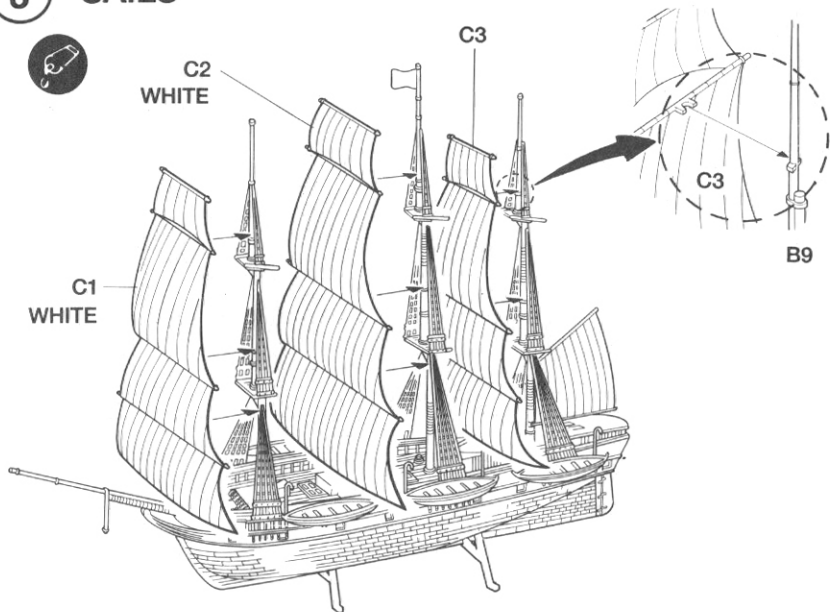
Cement Parts  
Collar  
Kleben  
Pegel  
Inordern  
Collar  
Kleuen

Cut Away  
Copper  
Schneiden  
Cortar  
Tagliare  
Cortar  
Snijden

**ACADEMY**  
HOBBY MODEL KITS



# 5 SAILS



## [RIGGING]

Rig lines after paint is dry.



Attach D5s after rigging.

